











Team Stats

EYOF 2017 ICE HOCKEY






Powerplay

| | Team | GP | ADV | PPGF | SHGA | PP% ▼ |
|---|---|----|-----|------|------|-------|
| 1 |  RUS | 4 | 26 | 10 | 0 | 38.5 |
| 2 |  FRA | 4 | 21 | 3 | 0 | 14.3 |
| 3 |  SVK | 3 | 18 | 2 | 0 | 11.1 |
| 3 |  BLR | 3 | 18 | 2 | 0 | 11.1 |
| 5 |  TUR | 2 | 8 | 0 | 3 | 0.0 |

Penalty Killing

| | Team | GP | DVG | PPGA | SHGF | PK% ▼ |
|---|---|----|-----|------|------|-------|
| 1 |  RUS | 4 | 23 | 1 | 2 | 95.7 |
| 2 |  SVK | 3 | 16 | 2 | 0 | 87.5 |
| 3 |  FRA | 4 | 21 | 3 | 1 | 85.7 |
| 4 |  BLR | 3 | 18 | 5 | 0 | 72.2 |
| 5 |  TUR | 2 | 13 | 6 | 0 | 53.9 |

Fairplay

| | Team | GP | Minor | Major | Misc | GA-MI | Match | PIM/G | PIM ▲ |
|---|---|----|-------|-------|------|-------|-------|-------|-------|
| 1 |  TUR | 2 | 13 | 0 | 0 | 0 | 0 | 13 | 26 |
| 2 |  FRA | 4 | 24 | 0 | 0 | 0 | 0 | 12 | 48 |
| 3 |  SVK | 3 | 18 | 0 | 1 | 0 | 0 | 16.7 | 50 |
| 4 |  BLR | 3 | 21 | 0 | 1 | 0 | 0 | 17.3 | 52 |
| 5 |  RUS | 4 | 27 | 0 | 0 | 0 | 0 | 13.5 | 54 |