



**EUROPEAN
YOUTH
OLYMPIC
FESTIVAL**



Results Book



FIGURE SKATING

	Figure Skating	1
1	Table of Contents	2
2	Competition Schedule	3
3	Number of Entries by NOC	4
4	Girls'	5
4.1	Results	6
4.2	Medallists	7
4.3	Free Skating	8
4.3.1	ISU Technical Panel and Panel of Judges	8
4.3.2	Segment Results	9
4.3.3	Judges Details per Skater	10
4.4	Short Program	21
4.4.1	ISU Technical Panel and Panel of Judges	21
4.4.2	Segment Results	22
4.4.3	Judges Details per Skater	23
5	Boys'	34
5.1	Results	35
5.2	Medallists	36
5.3	Free Skating	37
5.3.1	ISU Technical Panel and Panel of Judges	37
5.3.2	Segment Results	38
5.3.3	Judges Details per Skater	39
5.4	Short Program	46
5.4.1	ISU Technical Panel and Panel of Judges	46
5.4.2	Segment Results	47
5.4.3	Judges Details per Skater	48



Competition Schedule

As of TUE 14 FEB 2017

Date	Start Time	Estimated Finish Time	Event
MON 13 FEB	10:00	12:56	Girls - Short Program
	15:30	17:33	Boys - Short Program
WED 15 FEB	10:00	13:17	Girls - Free Skating
	15:30	18:10	Boys - Free Skating

NOTE

Schedule is subject to change



Number of Entries by Country

As of TUE 14 FEB 2017

NOC	Girls	Boys
BLR - Belarus	1	1
BUL - Bulgaria	1	1
CRO - Croatia	1	
CYP - Cyprus	1	
DEN - Denmark	1	
EST - Estonia	1	1
FIN - Finland	1	
FRA - France	1	1
GBR - Great Britain	1	1
GEO - Georgia		1
GRE - Greece	1	
ISL - Iceland	1	
ITA - Italy	1	1
LTU - Lithuania	1	
MDA - Republic of Moldova	1	
NED - Netherlands	1	
POL - Poland		1
ROU - Romania	1	1
RUS - Russian Federation	1	1
SLO - Slovenia	1	
SVK - Slovakia	1	1
SWE - Sweden		1
TUR - Turkey	1	1
UKR - Ukraine	1	1
Total Entries	21	14
Total NOC's	21	14



**EUROPEAN
YOUTH
OLYMPIC
FESTIVAL**



Results Book



FIGURE SKATING

Girls'




Results

Rank	Name	NOC	Total Score	SP	FS
1	Alina ZAGITOVA	RUS	187.06	1	1
2	Anastasia GOZHVA	UKR	127.18	2	7
3	Lucrezia GENNARO	ITA	125.53	4	3
4	Alizee CROZET	FRA	125.34	8	2
5	Kristina SHKULETA-GROMOVA	EST	123.81	3	5
6	Hanna PAROSHINA	BLR	122.35	6	4
7	Anna LITVINENKO	GBR	117.65	9	6
8	Silvia HUGEC	SVK	117.47	5	8
9	Amanda STAN	ROU	116.48	7	9
10	Laura KARHUNEN	FIN	103.50	13	10
11	Presiyana DIMITROVA	BUL	97.86	12	11
12	Anna IVANCENKO	MDA	95.00	14	12
13	Katarina KITAROVIC	CRO	94.45	11	15
14	Valerija KEDA	LTU	91.61	15	14
15	Lara GUCEK	SLO	91.46	17	13
16	Sam JANSEN	NED	87.61	10	19
17	Ekin SAYGI	TUR	83.68	16	16
18	Josephine KAERGAARD	DEN	81.50	18	17
19	Herdís Birna HJALTALIN	ISL	77.95	19	18
20	Elisavet VOULGARI	GRE	71.39	20	20
21	Daniella Vanessa IPSARIDOU	CYP	55.01	21	21



Ms. Ebru ANILDI, ISU
Referee



Mr. Attila SOOS, ISU
Technical Controller

LEGEND

FS Free Skating

SP Short Program



Medallists

Medal	Name	NOC
GOLD	Alina ZAGITOVA	RUS - Russian Federation
SILVER	Anastasia GOZHVA	UKR - Ukraine
BRONZE	Lucrezia GENNARO	ITA - Italy



ISU Technical Panel and Panel of Judges

Technical Panel

Function	Name	
Technical Controller	Mr. Attila SOOS	HUN
Technical Specialist	Ms. Duygu SALUR	TUR
Assistant Technical Specialist	Ms. Larisa FEDOSEEVA	RUS

Panel of Judges

Function	Name	
Referee	Ms. Ebru ANILDI	TUR
Judge No.1	Mr. Walter TOIGO	ITA
Judge No.2	Ms. Marina STUPEN	BLR
Judge No.3	Ms. Zoia YORDANOVA	BUL
Judge No.4	Ms. Kadi ZVIRIK	EST
Judge No.5	Ms. Merylyn VEKEMANS	NED
Judge No.6	Ms. Svea LUND	DEN
Judge No.7	Mr. Yury BALKOV	UKR

Data / Replay Operators

Function	Name	
Data Operator	Mr. Dzianis SAROKIN	BLR
Replay Operator	Mr. Cenap Mengü TUNCAY	TUR




Segment Results

Rank	Name	NOC	Total Segment Score
1	Alina ZAGITOVA	RUS	128.76
2	Alizee CROZET	FRA	85.01
3	Lucrezia GENNARO	ITA	81.86
4	Hanna PAROSHINA	BLR	79.86
5	Kristina SHKULETA-GROMOVA	EST	79.76
6	Anna LITVINENKO	GBR	78.64
7	Anastasia GOZHVA	UKR	77.40
8	Silvia HUGEC	SVK	74.90
9	Amanda STAN	ROU	74.55
10	Laura KARHUNEN	FIN	69.24
11	Presiyana DIMITROVA	BUL	62.20
12	Anna IVANCENKO	MDA	61.62
13	Lara GUCEK	SLO	61.14
14	Valerija KEDA	LTU	59.89
15	Katarina KITAROVIC	CRO	57.87
16	Ekin SAYGI	TUR	53.07
17	Josephine KAERGAARD	DEN	51.68
18	Herdís Birna HJALTALIN	ISL	50.06
19	Sam JANSEN	NED	49.72
20	Elisavet VOULGARI	GRE	46.73
21	Daniella Vanessa IPSARIDOU	CYP	34.30



Ms. Ebru ANILDI, ISU
Referee



Mr. Attila SOOS, ISU
Technical Controller



Judges Details per Skater

Rank	Name	NOC	Starting Number	Total Segment Score	Total Element Score	Program Component Score (factored)	Total Deductions							
1	Alina ZAGITOVA	RUS	21	128.76	68.52	60.24	0.00							
#	Executed Elements	Info	Base Value	GOE	J1	J2	J3	J4	J5	J6	J7	J8	J9	Scores of Panel
1	FCSp4		3.20	1.00	2	2	2	2	1	2	2	-	-	4.20
2	StSq4		3.90	1.40	2	2	2	2	2	2	1	-	-	5.30
3	3Lz		6.60	x 0.70	1	1	1	2	1	1	1	-	-	7.30
4	2A+3T		8.36	x 1.12	1	2	2	2	2	1	1	-	-	9.48
5	3F+2T+2Lo		9.24	x 1.40	2	2	2	1	2	2	2	-	-	10.64
6	LSp4		2.70	1.00	1	2	2	2	2	2	2	-	-	3.70
7	3Lz+REP		4.62	x 0.28	2	0	0	2	0	0	0	-	-	4.90
8	3S		4.84	x 0.70	1	1	1	2	1	0	1	-	-	5.54
9	3F+3Lo<	<	9.79	x -0.56	0	-2	-1	0	-1	-1	-1	-	-	9.23
10	2A		3.63	x 0.20	0	0	1	1	0	0	1	-	-	3.83
11	CCoSp4		3.50	0.90	1	2	3	2	2	2	1	-	-	4.40
60.38														68.52
Program Components				Factor										
Skating Skills				1.60	7.00	7.50	7.50	7.50	7.75	7.25	7.25	-	-	7.40
Transitions / Linking Footwork / Movement				1.60	7.00	7.50	7.25	7.50	7.50	7.25	7.00	-	-	7.30
Performance / Execution				1.60	7.25	7.75	7.25	7.75	7.75	7.25	7.50	-	-	7.50
Choreography / Composition				1.60	7.75	8.00	7.50	8.00	7.75	7.25	8.00	-	-	7.80
Interpretation				1.60	7.00	7.75	7.50	7.75	7.75	7.50	7.75	-	-	7.65
Judges Total Program Component Score (factored)														60.24
Deductions:														0.00

Rank	Name	NOC	Starting Number	Total Segment Score	Total Element Score	Program Component Score (factored)	Total Deductions							
2	Alizee CROZET	FRA	15	85.01	42.13	42.88	0.00							
#	Executed Elements	Info	Base Value	GOE	J1	J2	J3	J4	J5	J6	J7	J8	J9	Scores of Panel
1	2A		3.30	0.50	1	1	1	1	1	1	1	-	-	3.80
2	3Lz		6.00	-0.70	-1	-1	-1	-1	-1	-1	-1	-	-	5.30
3	2Fe<<	e	0.40	-0.30	-3	-3	-3	-3	-3	-3	-2	-	-	0.10
4	3Lo+2T		6.40	0.56	1	1	1	0	1	1	0	-	-	6.96
5	CCoSp4		3.50	0.50	0	1	1	1	1	1	1	-	-	4.00
6	3Lo		5.61	x 0.00	0	0	0	0	0	0	0	-	-	5.61
7	3T+2T		6.16	x 0.00	0	0	0	0	0	0	1	-	-	6.16
8	2A+1Lo<<+SEQ+2S*	*	2.90	x -1.50	-3	-3	-3	-3	-3	-3	-2	-	-	1.40
9	StSq2		2.60	0.10	1	1	0	0	0	0	0	-	-	2.70
10	FCSp3		2.80	0.30	1	1	1	0	0	1	0	-	-	3.10
11	LSp3		2.40	0.60	1	0	2	1	1	2	1	-	-	3.00
42.07														42.13
Program Components				Factor										
Skating Skills				1.60	5.00	5.25	5.75	5.25	5.50	5.75	5.75	-	-	5.50
Transitions / Linking Footwork / Movement				1.60	5.00	4.75	5.25	5.00	5.00	5.50	5.50	-	-	5.15
Performance / Execution				1.60	5.25	5.25	5.50	5.25	5.25	5.50	5.75	-	-	5.35
Choreography / Composition				1.60	5.00	5.00	5.75	5.50	5.25	5.50	6.00	-	-	5.40
Interpretation				1.60	5.00	4.75	5.50	5.50	5.50	5.50	5.75	-	-	5.40
Judges Total Program Component Score (factored)														42.88
Deductions:														0.00



Judges Details per Skater

Rank	Name	NOC	Starting Number	Total Segment Score	Total Element Score	Program Component Score (factored)	Total Deductions							
3	Lucrezia GENNARO	ITA	17	81.86	40.30	42.56	-1.00							
#	Executed Elements	Info	Base Value	GOE	J1	J2	J3	J4	J5	J6	J7	J8	J9	Scores of Panel
1	3Lze<	e	3.60	-2.10	-3	-3	-3	-3	-3	-3	-3	-	-	1.50
2	3Lo<+2T	<	4.90	-1.54	-2	-2	-3	-3	-2	-2	-2	-	-	3.36
3	3S+2T		5.70	0.00	1	0	0	0	0	0	0	-	-	5.70
4	3Lo<	<	3.60	-1.68	-2	-3	-3	-3	-2	-2	-1	-	-	1.92
5	FCCoSp4		3.50	0.00	0	0	1	0	0	0	0	-	-	3.50
6	3S		4.84 x	0.28	1	1	1	0	0	0	0	-	-	5.12
7	2A+1Lo+2F		6.27 x	0.00	0	0	0	0	0	0	0	-	-	6.27
8	2A		3.63 x	-0.10	0	-1	0	0	0	-1	0	-	-	3.53
9	CCoSp3		3.00	0.00	0	0	0	0	0	0	0	-	-	3.00
10	LSp4		2.70	0.20	1	0	1	0	0	1	0	-	-	2.90
11	StSq3		3.30	0.20	1	0	1	0	1	0	0	-	-	3.50
45.04													40.30	
Program Components				Factor										
Skating Skills				1.60	5.25	5.25	5.50	5.25	5.25	5.75	6.00	-	-	5.40
Transitions / Linking Footwork / Movement				1.60	5.00	4.50	5.50	5.00	5.00	5.50	5.50	-	-	5.20
Performance / Execution				1.60	5.25	5.25	5.25	5.00	5.00	5.50	5.75	-	-	5.25
Choreography / Composition				1.60	5.50	5.00	5.75	5.50	5.00	5.25	6.25	-	-	5.40
Interpretation				1.60	5.00	5.25	5.50	5.25	5.25	5.50	5.75	-	-	5.35
Judges Total Program Component Score (factored)														42.56
Deductions:				Falls:	-1.00									-1.00

Rank	Name	NOC	Starting Number	Total Segment Score	Total Element Score	Program Component Score (factored)	Total Deductions							
4	Hanna PAROSHINA	BLR	18	79.86	38.10	41.76	0.00							
#	Executed Elements	Info	Base Value	GOE	J1	J2	J3	J4	J5	J6	J7	J8	J9	Scores of Panel
1	3Lo		5.10	0.00	0	0	0	0	0	-1	0	-	-	5.10
2	3S		4.40	0.14	0	1	1	0	0	-1	0	-	-	4.54
3	3S+2T		5.70	-0.70	-1	-1	-1	-2	-1	-1	-1	-	-	5.00
4	2F+2T	!	3.20	-0.18	-1	0	0	-1	0	-1	-1	-	-	3.02
5	2F+1Lo+2S	!	3.70	-0.24	-1	0	-1	-1	0	-1	-1	-	-	3.46
6	CCoSp4		3.50	0.00	-1	0	0	0	0	0	0	-	-	3.50
7	StSq2		2.60	0.00	0	0	0	0	1	0	0	-	-	2.60
8	2A		3.63 x	0.30	0	1	1	1	0	0	1	-	-	3.93
9	2A		3.63 x	-0.40	-1	-1	0	-1	0	-1	-1	-	-	3.23
10	FSSp2		2.30	-0.30	0	-1	-1	-1	-2	-1	-1	-	-	2.00
11	LSp2		1.90	-0.18	0	0	0	-1	-1	-1	-1	-	-	1.72
39.66													38.10	
Program Components				Factor										
Skating Skills				1.60	4.50	5.25	5.50	5.25	5.50	5.50	6.25	-	-	5.40
Transitions / Linking Footwork / Movement				1.60	4.00	4.75	5.25	5.00	5.00	5.00	5.75	-	-	5.00
Performance / Execution				1.60	4.00	5.25	5.25	5.25	5.25	5.25	5.75	-	-	5.25
Choreography / Composition				1.60	4.25	5.00	5.50	5.50	5.25	5.25	6.25	-	-	5.30
Interpretation				1.60	4.00	4.75	5.25	5.50	5.00	5.25	5.75	-	-	5.15
Judges Total Program Component Score (factored)														41.76
Deductions:														0.00



Judges Details per Skater

Rank	Name	NOC	Starting Number	Total Segment Score	Total Element Score	Program Component Score (factored)	Total Deductions							
5	Kristina SHKULETA-GROMOVA	EST	19	79.76	38.60	42.16	-1.00							
#	Executed Elements	Info	Base Value	GOE	J1	J2	J3	J4	J5	J6	J7	J8	J9	Scores of Panel
1	3T		4.30	-1.96	-3	-3	-3	-2	-2	-3	-3	-	-	2.34
2	3F<	<	3.70	-2.10	-3	-3	-3	-3	-3	-3	-3	-	-	1.60
3	2A		3.30	0.00	0	0	0	1	0	0	0	-	-	3.30
4	3T+2T		5.60	0.00	0	0	0	1	0	0	0	-	-	5.60
5	LSp4		2.70	0.80	2	2	1	2	1	2	-1	-	-	3.50
6	StSq2		2.60	0.40	1	0	1	1	1	1	0	-	-	3.00
7	3S<+2T	<	4.84 x	-0.70	-1	-2	-1	-1	-1	-1	-1	-	-	4.14
8	3S		4.84 x	0.00	0	0	-1	0	0	0	0	-	-	4.84
9	2Lz+1Lo+1S	!	3.30 x	-0.42	-1	-2	-1	-2	-1	-2	-1	-	-	2.88
10	FCCoSp4		3.50	0.00	-2	0	0	1	0	0	0	-	-	3.50
11	CCoSp4		3.50	0.40	0	0	1	1	1	1	1	-	-	3.90
42.18													38.60	
Program Components				Factor										
Skating Skills				1.60	5.25	5.25	5.75	5.50	5.25	5.25	6.00	-	-	5.40
Transitions / Linking Footwork / Movement				1.60	5.00	4.50	5.25	5.25	5.00	5.00	5.75	-	-	5.10
Performance / Execution				1.60	5.00	5.25	5.50	5.50	5.25	5.25	5.50	-	-	5.35
Choreography / Composition				1.60	5.00	5.00	5.75	5.75	5.00	5.00	6.25	-	-	5.30
Interpretation				1.60	4.75	4.75	5.50	5.50	5.00	5.25	5.75	-	-	5.20
Judges Total Program Component Score (factored)														42.16
Deductions:				Falls:	-1.00									-1.00

Rank	Name	NOC	Starting Number	Total Segment Score	Total Element Score	Program Component Score (factored)	Total Deductions							
6	Anna LITVINENKO	GBR	13	78.64	39.28	39.36	0.00							
#	Executed Elements	Info	Base Value	GOE	J1	J2	J3	J4	J5	J6	J7	J8	J9	Scores of Panel
1	3T		4.30	0.00	0	0	1	0	0	0	0	-	-	4.30
2	3Lo<+2T	<	4.90	-1.12	-1	-2	-2	-2	-2	-1	-1	-	-	3.78
3	3S<	<	3.10	-0.84	-1	-2	-1	-2	-1	-1	-1	-	-	2.26
4	3Lo<	<	3.60	-0.70	-1	-1	-1	-2	-1	-1	-1	-	-	2.90
5	FSSp4		3.00	-0.06	-1	0	0	0	0	-1	0	-	-	2.94
6	3T+2T+2Lo		7.40	0.00	0	0	0	0	0	0	1	-	-	7.40
7	LSp4		2.70	0.50	1	1	1	1	1	1	1	-	-	3.20
8	2A<	<	2.53 x	-0.50	-1	-2	-1	-1	-1	-1	-1	-	-	2.03
9	StSq2		2.60	0.10	1	0	0	0	1	0	0	-	-	2.70
10	2F+2Lo		4.07 x	0.00	0	0	0	0	0	0	0	-	-	4.07
11	CCoSp4		3.50	0.20	0	1	0	1	1	0	0	-	-	3.70
41.70													39.28	
Program Components				Factor										
Skating Skills				1.60	4.75	4.75	5.25	4.75	5.25	5.00	5.50	-	-	5.00
Transitions / Linking Footwork / Movement				1.60	4.50	4.25	4.75	4.50	4.75	5.00	5.25	-	-	4.70
Performance / Execution				1.60	4.50	4.75	5.00	4.75	5.00	5.25	5.50	-	-	4.95
Choreography / Composition				1.60	4.75	4.50	5.00	5.00	5.00	5.00	5.50	-	-	4.95
Interpretation				1.60	4.50	4.50	5.00	5.00	5.25	5.25	5.25	-	-	5.00
Judges Total Program Component Score (factored)														39.36
Deductions:														0.00



Judges Details per Skater

Rank	Name	NOC	Starting Number	Total Segment Score	Total Element Score	Program Component Score (factored)	Total Deductions								
7	Anastasia GOZHVA	UKR	20	77.40	32.80	45.60	-1.00								
#	Executed Elements	Info	Base Value	GOE	J1	J2	J3	J4	J5	J6	J7	J8	J9	Scores of Panel	
1	2A		3.30	-0.50	-2	-1	-1	-1	-1	-1	-1	-	-	2.80	
2	3Lz	!	6.00	-0.56	-1	0	-1	-1	0	-1	-1	-	-	5.44	
3	3F<	<	3.70	-2.10	-3	-3	-3	-3	-3	-3	-3	-	-	1.60	
4	2Lo		1.80	-0.42	-2	-2	-1	-1	-2	-1	-1	-	-	1.38	
5	FCSp4		3.20	0.50	1	1	1	1	1	1	1	-	-	3.70	
6	2Lo+1T		2.42 x	-0.36	-2	-2	-1	-1	-1	-1	-1	-	-	2.06	
7	3S<	<	3.41 x	-0.98	-2	-2	-2	-1	-1	-1	-1	-	-	2.43	
8	LSp4		2.70	0.80	2	1	2	2	2	1	1	-	-	3.50	
9	2F		2.09 x	0.00	0	0	0	-1	0	0	0	-	-	2.09	
10	StSq3		3.30	0.50	1	1	1	1	1	1	1	-	-	3.80	
11	CCoSp4		3.50	0.50	1	0	1	1	1	1	2	-	-	4.00	
35.42													32.80		
Program Components				Factor											
Skating Skills				1.60	5.00	6.00	6.00	5.75	5.50	5.75	6.50	-	-	5.80	
Transitions / Linking Footwork / Movement				1.60	5.00	5.75	5.75	5.50	5.50	5.50	6.25	-	-	5.60	
Performance / Execution				1.60	5.00	6.25	5.50	5.75	5.25	5.25	6.00	-	-	5.55	
Choreography / Composition				1.60	5.25	6.00	6.00	6.25	5.50	5.50	6.50	-	-	5.85	
Interpretation				1.60	5.00	6.25	5.50	6.00	5.25	5.50	6.25	-	-	5.70	
Judges Total Program Component Score (factored)														45.60	
Deductions:				Falls:	-1.00										-1.00

Rank	Name	NOC	Starting Number	Total Segment Score	Total Element Score	Program Component Score (factored)	Total Deductions								
8	Silvia HUGEC	SVK	16	74.90	34.94	40.96	-1.00								
#	Executed Elements	Info	Base Value	GOE	J1	J2	J3	J4	J5	J6	J7	J8	J9	Scores of Panel	
1	3Lo		5.10	0.14	0	1	0	1	0	0	0	-	-	5.24	
2	3S		4.40	-1.40	-2	-2	-2	-2	-2	-2	-2	-	-	3.00	
3	SSp4		2.50	0.50	1	1	1	1	1	2	1	-	-	3.00	
4	2Lo+2T		3.10	0.00	0	0	0	0	0	0	0	-	-	3.10	
5	3S<+REP	<	2.17	-2.10	-3	-3	-3	-3	-3	-3	-3	-	-	0.07	
6	StSq2		2.60	0.20	1	0	0	0	1	1	0	-	-	2.80	
7	2A		3.63 x	0.00	0	0	0	0	0	0	0	-	-	3.63	
8	2A+1Lo+2F		6.27 x	0.00	0	-1	0	0	0	0	0	-	-	6.27	
9	2Lz	!	2.31 x	-0.30	-1	-2	-1	-1	0	-1	-1	-	-	2.01	
10	FCSp2		2.30	-0.18	0	-1	-2	-1	-1	0	1	-	-	2.12	
11	CCoSp4		3.50	0.20	1	0	0	0	0	1	1	-	-	3.70	
37.88													34.94		
Program Components				Factor											
Skating Skills				1.60	4.25	5.00	5.25	5.00	5.25	5.50	6.25	-	-	5.20	
Transitions / Linking Footwork / Movement				1.60	4.50	4.50	5.00	4.75	5.00	5.25	5.75	-	-	4.90	
Performance / Execution				1.60	5.00	5.00	5.00	5.25	5.25	5.25	6.00	-	-	5.15	
Choreography / Composition				1.60	5.25	4.75	5.50	5.25	5.25	5.25	6.00	-	-	5.30	
Interpretation				1.60	5.00	4.75	5.00	4.75	5.25	5.25	5.75	-	-	5.05	
Judges Total Program Component Score (factored)														40.96	
Deductions:				Falls:	-1.00										-1.00



Judges Details per Skater

Rank	Name	NOC	Starting Number	Total Segment Score	Total Element Score	Program Component Score (factored)	Total Deductions							
9	Amanda STAN	ROU	14	74.55	33.79	41.76	-1.00							
#	Executed Elements	Info	Base Value	GOE	J1	J2	J3	J4	J5	J6	J7	J8	J9	Scores of Panel
1	3Lz+2T		7.30	-0.14	0	0	0	-1	-1	0	0	-	-	7.16
2	3Lo		5.10	0.00	0	1	0	0	0	0	0	-	-	5.10
3	3T<+2T	<	4.30	-1.12	-2	-3	-1	-2	-1	-2	-1	-	-	3.18
4	FSSp3		2.60	0.50	1	1	1	1	1	1	0	-	-	3.10
5	2A		3.30	0.00	0	0	0	0	0	0	0	-	-	3.30
6	CCoSp4		3.50	0.10	-1	0	0	1	0	1	0	-	-	3.60
7	3S<<+SEQ+1Lo*+2S*	*	1.14 x	-0.56	-3	-3	-2	-3	-3	-3	-2	-	-	0.58
8	3T<	<	3.30 x	-2.10	-3	-3	-3	-3	-3	-3	-3	-	-	1.20
9	LSp3		2.40	0.40	0	1	1	1	1	1	0	-	-	2.80
10	StSq2		2.60	0.30	1	0	1	0	1	1	0	-	-	2.90
11	3S<<	<<	1.43 x	-0.56	-2	-3	-3	-3	-3	-3	-2	-	-	0.87
36.97														
Program Components														
Factor														
Skating Skills														
Transitions / Linking Footwork / Movement														
Performance / Execution														
Choreography / Composition														
Interpretation														
Judges Total Program Component Score (factored)														
41.76														
Deductions:														
Falls: -1.00														

Rank	Name	NOC	Starting Number	Total Segment Score	Total Element Score	Program Component Score (factored)	Total Deductions							
10	Laura KARHUNEN	FIN	9	69.24	31.56	37.68	0.00							
#	Executed Elements	Info	Base Value	GOE	J1	J2	J3	J4	J5	J6	J7	J8	J9	Scores of Panel
1	3F		5.30	0.00	0	0	0	1	0	0	0	-	-	5.30
2	3T+2A+SEQ		6.08	-0.70	-2	-1	-1	-1	-1	-1	-1	-	-	5.38
3	FSSp2		2.30	0.20	1	1	0	1	0	0	0	-	-	2.50
4	3Lo		5.10	-1.26	-2	-2	-2	-2	-2	-1	-1	-	-	3.84
5	3S<<	<<	1.30	-0.60	-3	-3	-3	-3	-3	-3	-3	-	-	0.70
6	CCoSp4		3.50	0.30	-1	1	1	1	0	1	0	-	-	3.80
7	3T+2T		6.16 x	-0.70	0	-2	-1	-1	-1	-1	-1	-	-	5.46
8	LSp3		2.40	-0.06	1	-1	0	0	-1	0	0	-	-	2.34
9	StSq1		1.80	0.00	0	0	0	1	0	0	0	-	-	1.80
10	1S		0.44 x	0.00	0	0	0	0	0	0	0	-	-	0.44
11	1A<<	<<	0.00 x	0.00	-	-	-	-	-	-	-	-	-	0.00
34.38														
Program Components														
Factor														
Skating Skills														
Transitions / Linking Footwork / Movement														
Performance / Execution														
Choreography / Composition														
Interpretation														
Judges Total Program Component Score (factored)														
37.68														
Deductions:														
0.00														



Judges Details per Skater

Rank	Name	NOC	Starting Number	Total Segment Score	Total Element Score	Program Component Score (factored)	Total Deductions							
11	Presiyana DIMITROVA	BUL	6	62.20	30.76	35.44	-4.00							
#	Executed Elements	Info	Base Value	GOE	J1	J2	J3	J4	J5	J6	J7	J8	J9	Scores of Panel
1	2A		3.30	0.00	0	1	0	0	0	0	0	-	-	3.30
2	3S+2T<	<	5.30	-1.40	-2	-2	-2	-3	-2	-2	-1	-	-	3.90
3	CCoSp4		3.50	-0.06	-1	-1	0	0	0	0	0	-	-	3.44
4	3S		4.40	-2.10	-3	-3	-3	-3	-3	-3	-3	-	-	2.30
5	StSq2		2.60	0.10	1	0	1	0	0	0	0	-	-	2.70
6	1A<<	<<	0.00	0.00	-	-	-	-	-	-	-	-	-	0.00
7	2Lz+2T	!	3.74	-0.90	-3	-3	-3	-3	-3	-3	-3	-	-	2.84
8	2F+2Lo		4.07	-0.06	0	0	0	-1	0	-1	0	-	-	4.01
9	FCCoSp4		3.50	-0.12	-1	-1	0	-2	0	0	0	-	-	3.38
10	2Lz	!	2.31	-0.12	-1	0	0	-1	0	-1	0	-	-	2.19
11	LSp3		2.40	0.30	-1	1	1	0	0	1	1	-	-	2.70
35.12														30.76
Program Components				Factor										
Skating Skills				1.60	4.50	4.50	4.75	4.25	4.75	4.50	4.50	-	-	4.55
Transitions / Linking Footwork / Movement				1.60	4.25	4.25	4.75	4.00	4.50	4.25	4.00	-	-	4.25
Performance / Execution				1.60	4.25	4.50	4.25	4.25	4.75	4.25	4.00	-	-	4.30
Choreography / Composition				1.60	4.50	4.50	4.75	4.50	4.75	4.25	4.50	-	-	4.55
Interpretation				1.60	4.25	4.25	4.75	4.75	4.75	4.50	4.25	-	-	4.50
Judges Total Program Component Score (factored)														35.44
Deductions:				Time violation: -2.00									Falls: -2.00	-4.00

Rank	Name	NOC	Starting Number	Total Segment Score	Total Element Score	Program Component Score (factored)	Total Deductions							
12	Anna IVANCENKO	MDA	8	61.62	25.62	36.00	0.00							
#	Executed Elements	Info	Base Value	GOE	J1	J2	J3	J4	J5	J6	J7	J8	J9	Scores of Panel
1	2A+2T		4.60	-0.50	-1	-2	-1	-1	-1	0	-1	-	-	4.10
2	3Lo<	<	3.60	-1.12	-1	-2	-1	-2	-1	-2	-2	-	-	2.48
3	2F+2Lo		3.70	-0.60	-2	-2	-2	-3	-2	-2	-2	-	-	3.10
4	2A		3.30	-1.00	-2	-3	-2	-2	-2	-2	-2	-	-	2.30
5	FCCoSp3		3.00	-0.24	0	-1	-2	-1	-1	0	-1	-	-	2.76
6	2Lze+1Lo+2S	e	3.30	-0.54	-2	-1	-1	-2	-2	-2	-2	-	-	2.76
7	LSp		0.00	0.00	-	-	-	-	-	-	-	-	-	0.00
8	2Lze	e	1.65	-0.60	-2	-2	-2	-2	-2	-2	-2	-	-	1.05
9	StSq2		2.60	0.00	0	0	0	0	0	0	0	-	-	2.60
10	2F		2.09	0.00	0	0	0	0	0	0	0	-	-	2.09
11	CCoSp2		2.50	-0.12	0	-1	-1	0	0	-1	1	-	-	2.38
30.34														25.62
Program Components				Factor										
Skating Skills				1.60	4.75	4.50	4.75	4.50	4.75	4.75	4.75	-	-	4.70
Transitions / Linking Footwork / Movement				1.60	4.50	4.25	4.25	4.25	4.25	4.50	4.50	-	-	4.35
Performance / Execution				1.60	4.50	4.50	4.25	4.50	4.50	4.25	4.75	-	-	4.45
Choreography / Composition				1.60	4.50	4.50	4.50	4.75	4.50	4.25	5.00	-	-	4.55
Interpretation				1.60	4.50	4.50	4.25	4.75	4.25	4.50	4.50	-	-	4.45
Judges Total Program Component Score (factored)														36.00
Deductions:														0.00



Judges Details per Skater

Rank	Name	NOC	Starting Number	Total Segment Score	Total Element Score	Program Component Score (factored)	Total Deductions								
13	Lara GUCEK	SLO	2	61.14	28.90	32.24	0.00								
#	Executed Elements	Info	Base Value	GOE	J1	J2	J3	J4	J5	J6	J7	J8	J9	Scores of Panel	
1	3Lo<<	<<	1.80	-0.90	-3	-3	-3	-3	-3	-3	-3	-	-	0.90	
2	3F<<	<<	1.90	-0.90	-3	-3	-3	-3	-3	-3	-3	-	-	1.00	
3	2Lz+2T+2Lo		5.20	0.00	-1	-1	0	0	1	1	0	-	-	5.20	
4	1A		1.10	0.00	0	0	0	0	0	0	1	-	-	1.10	
5	StSq2		2.60	0.00	0	0	0	0	0	1	0	-	-	2.60	
6	FCCoSp3		3.00	-0.30	-1	-1	-1	-1	-1	0	-1	-	-	2.70	
7	2F+2T		3.52	x 0.00	0	0	0	0	0	0	0	-	-	3.52	
8	2Lz+2Lo		4.29	x 0.12	1	1	0	0	0	1	0	-	-	4.41	
9	2F		2.09	x 0.00	0	0	-1	0	0	0	0	-	-	2.09	
10	CCoSp4		3.50	-0.12	-2	-1	0	0	0	0	-1	-	-	3.38	
11	FCSp2		2.30	-0.30	-1	-1	-1	0	-1	-1	-1	-	-	2.00	
31.30														28.90	
Program Components				Factor											
Skating Skills				1.60	4.00	4.25	4.25	4.00	3.75	4.50	3.75	-	-		4.05
Transitions / Linking Footwork / Movement				1.60	4.25	3.75	4.25	3.75	3.50	4.00	3.25	-	-		3.85
Performance / Execution				1.60	4.00	4.25	4.00	4.50	3.75	4.25	3.50	-	-		4.05
Choreography / Composition				1.60	4.25	4.00	4.50	4.25	3.50	4.25	4.00	-	-		4.15
Interpretation				1.60	4.00	4.25	4.50	3.75	3.75	4.50	3.50	-	-		4.05
Judges Total Program Component Score (factored)														32.24	
Deductions:														0.00	

Rank	Name	NOC	Starting Number	Total Segment Score	Total Element Score	Program Component Score (factored)	Total Deductions								
14	Valerija KEDA	LTU	7	59.89	27.69	33.20	-1.00								
#	Executed Elements	Info	Base Value	GOE	J1	J2	J3	J4	J5	J6	J7	J8	J9	Scores of Panel	
1	2A		3.30	0.00	0	0	0	0	0	0	0	-	-	3.30	
2	2A+2T		4.60	0.00	0	-1	0	0	0	0	0	-	-	4.60	
3	CCoSp4		3.50	0.00	0	-1	0	0	0	0	0	-	-	3.50	
4	2F+1Lo<+2S	<	3.60	-0.30	-1	0	-1	-1	-1	-1	-1	-	-	3.30	
5	2S+2T		2.60	0.00	0	0	0	0	0	0	0	-	-	2.60	
6	FCSp2		2.30	0.00	0	0	0	0	0	0	0	-	-	2.30	
7	2F		2.09	x -0.90	-3	-3	-3	-3	-3	-3	-3	-	-	1.19	
8	2Lo		1.98	x -0.30	-1	-2	-1	-1	-1	-1	-1	-	-	1.68	
9	StSq1		1.80	-0.06	-1	-1	0	0	0	0	0	-	-	1.74	
10	2Lo		1.98	x 0.00	0	0	0	0	0	0	0	-	-	1.98	
11	LSp1		1.50	0.00	0	0	0	0	-1	0	0	-	-	1.50	
29.25														27.69	
Program Components				Factor											
Skating Skills				1.60	4.00	4.00	4.50	4.50	4.50	4.00	4.50	-	-		4.30
Transitions / Linking Footwork / Movement				1.60	3.75	3.50	4.25	4.25	4.00	3.75	4.00	-	-		3.95
Performance / Execution				1.60	4.00	4.00	4.25	4.25	4.25	4.00	4.50	-	-		4.15
Choreography / Composition				1.60	4.00	4.00	4.50	4.50	4.50	3.75	4.75	-	-		4.30
Interpretation				1.60	3.75	3.75	4.25	4.00	4.25	4.00	4.25	-	-		4.05
Judges Total Program Component Score (factored)														33.20	
Deductions:				Falls: -1.00										-1.00	



Judges Details per Skater

Rank	Name	NOC	Starting Number	Total Segment Score	Total Element Score	Program Component Score (factored)	Total Deductions							
15	Katarina KITAROVIC	CRO	11	57.87	22.43	35.44	0.00							
#	Executed Elements	Info	Base Value	GOE	J1	J2	J3	J4	J5	J6	J7	J8	J9	Scores of Panel
1	2A		3.30	-1.40	-3	-3	-3	-3	-2	-3	-2	-	-	1.90
2	2Lo		1.80	0.00	0	0	0	0	0	0	0	-	-	1.80
3	2Lz		2.10	0.00	0	0	0	0	0	0	0	-	-	2.10
4	2F	!	1.90	-0.66	-2	-2	-1	-3	-2	-3	-2	-	-	1.24
5	CCoSp4		3.50	-0.06	0	-1	0	0	0	0	-1	-	-	3.44
6	2A+SEQ+1S*	*	2.90 x	-1.10	-3	-3	-2	-2	-2	-2	-2	-	-	1.80
7	2F		2.09 x	-0.30	-1	-1	-1	-1	-1	-1	-2	-	-	1.79
8	2Lz+2T		3.74 x	-0.06	-1	-1	0	0	0	0	0	-	-	3.68
9	CSp		0.00	0.00	-	-	-	-	-	-	-	-	-	0.00
10	StSq1		1.80	0.00	0	0	0	0	0	0	0	-	-	1.80
11	FCSSp4		3.00	-0.12	0	-1	0	-1	0	0	-1	-	-	2.88
26.13														
Program Components														
Factor														
Skating Skills				1.60	4.00	4.25	4.75	4.25	4.75	4.75	4.75	-	-	4.55
Transitions / Linking Footwork / Movement				1.60	3.75	3.75	4.25	4.25	4.25	4.50	4.25	-	-	4.15
Performance / Execution				1.60	4.00	4.25	4.25	4.50	4.50	4.50	4.75	-	-	4.40
Choreography / Composition				1.60	4.00	4.25	4.50	4.75	4.50	4.50	5.00	-	-	4.50
Interpretation				1.60	4.00	4.25	4.50	4.75	4.75	4.50	4.75	-	-	4.55
Judges Total Program Component Score (factored)														
35.44														
Deductions:														
0.00														

Rank	Name	NOC	Starting Number	Total Segment Score	Total Element Score	Program Component Score (factored)	Total Deductions							
16	Ekin SAYGI	TUR	10	53.07	20.39	35.68	-3.00							
#	Executed Elements	Info	Base Value	GOE	J1	J2	J3	J4	J5	J6	J7	J8	J9	Scores of Panel
1	2A<	<	2.30	-1.50	-3	-3	-3	-3	-3	-3	-3	-	-	0.80
2	3Lo<<	<<	1.80	-0.90	-3	-3	-3	-3	-3	-3	-3	-	-	0.90
3	3Lo<+REP	<	2.52	-1.68	-2	-3	-2	-3	-2	-3	-2	-	-	0.84
4	2Lz		2.10	-0.60	-2	-2	-1	-2	-2	-2	-2	-	-	1.50
5	FCCoSp3V		2.50	0.10	-1	1	0	1	0	0	0	-	-	2.60
6	2F+2T		3.20	0.00	0	0	0	-1	0	0	0	-	-	3.20
7	LSp3		2.40	-0.48	-2	-2	-1	-2	-2	-1	-1	-	-	1.92
8	2Lz+2Lo+2Lo<<	<<	4.84 x	-0.90	-3	-3	-3	-3	-3	-3	-3	-	-	3.94
9	2F		2.09 x	0.00	0	0	0	0	0	0	0	-	-	2.09
10	StSq2		2.60	0.00	0	0	0	1	0	0	0	-	-	2.60
11	CCoSp		0.00	0.00	-	-	-	-	-	-	-	-	-	0.00
26.35														
Program Components														
Factor														
Skating Skills				1.60	4.25	4.75	4.75	4.50	4.75	4.75	4.50	-	-	4.65
Transitions / Linking Footwork / Movement				1.60	4.25	4.00	4.50	4.00	4.25	4.50	4.25	-	-	4.25
Performance / Execution				1.60	4.25	4.50	4.00	4.25	4.25	4.50	4.50	-	-	4.35
Choreography / Composition				1.60	4.00	4.50	4.50	4.50	4.25	4.50	5.00	-	-	4.45
Interpretation				1.60	4.25	4.50	4.75	4.75	4.50	4.75	4.50	-	-	4.60
Judges Total Program Component Score (factored)														
35.68														
Deductions:														
Falls: -3.00														



Judges Details per Skater

Rank	Name	NOC	Starting Number	Total Segment Score	Total Element Score	Program Component Score (factored)	Total Deductions							
17	Josephine KAERSGAARD	DEN	3	51.68	20.72	32.96	-2.00							
#	Executed Elements	Info	Base Value	GOE	J1	J2	J3	J4	J5	J6	J7	J8	J9	Scores of Panel
1	2A		3.30	-1.00	-2	-2	-2	-2	-2	-2	-2	-	-	2.30
2	3S		4.40	-1.82	-3	-2	-2	-3	-2	-3	-3	-	-	2.58
3	1T		0.40	-0.04	-1	-1	0	0	0	-1	0	-	-	0.36
4	FCSp2		2.30	0.10	0	1	0	-1	0	1	0	-	-	2.40
5	3S+REP		3.08	-2.10	-3	-3	-3	-3	-3	-3	-3	-	-	0.98
6	2Lz+2Lo<	<	3.74 x	-0.66	-2	-3	-2	-3	-2	-2	-1	-	-	3.08
7	StSq1		1.80	0.00	0	0	0	0	-1	0	0	-	-	1.80
8	2A<	<	2.53 x	-1.50	-3	-3	-3	-3	-3	-3	-3	-	-	1.03
9	2Lz		2.31 x	0.18	1	1	-1	1	0	1	0	-	-	2.49
10	LSp1		1.50	-0.06	0	-1	0	0	-1	0	0	-	-	1.44
11	CCoSp2		2.50	-0.24	-1	-1	-1	0	-1	0	-1	-	-	2.26
27.86														20.72
Program Components				Factor										
Skating Skills				1.60	4.25	4.50	4.25	4.25	4.25	4.75	3.50	-	-	4.30
Transitions / Linking Footwork / Movement				1.60	4.25	4.00	4.00	3.75	3.75	4.50	3.00	-	-	3.95
Performance / Execution				1.60	4.25	4.50	4.00	3.75	4.25	4.25	3.75	-	-	4.10
Choreography / Composition				1.60	4.50	4.25	4.00	4.50	4.00	4.25	4.00	-	-	4.20
Interpretation				1.60	4.00	4.50	4.00	4.00	4.00	4.25	3.75	-	-	4.05
Judges Total Program Component Score (factored)														32.96
Deductions:				Falls: -2.00										-2.00

Rank	Name	NOC	Starting Number	Total Segment Score	Total Element Score	Program Component Score (factored)	Total Deductions							
18	Herdis Birna HJALTALIN	ISL	1	50.06	22.78	27.28	0.00							
#	Executed Elements	Info	Base Value	GOE	J1	J2	J3	J4	J5	J6	J7	J8	J9	Scores of Panel
1	1A		1.10	0.00	0	0	0	0	0	0	0	-	-	1.10
2	2Lz+2T		3.40	-0.06	0	0	0	0	-1	0	-1	-	-	3.34
3	2Lo+1T		2.20	0.00	0	0	0	0	0	0	0	-	-	2.20
4	FCCoSp3V		2.50	-0.30	-1	-1	-1	-1	-2	-1	-1	-	-	2.20
5	StSq1		1.80	0.00	-1	0	0	0	0	0	0	-	-	1.80
6	2F+1Lo+2S		4.07 x	-0.60	-2	-2	-3	-2	-2	-2	-2	-	-	3.47
7	2F		2.09 x	0.00	0	0	0	1	0	0	0	-	-	2.09
8	FSSp2		2.30	-0.30	-1	-1	-1	-1	-2	0	-1	-	-	2.00
9	1Lo		0.55 x	0.00	0	0	0	0	0	0	0	-	-	0.55
10	2S		1.43 x	-0.40	-2	-2	-2	-2	-2	-2	-2	-	-	1.03
11	CCoSp3		3.00	0.00	0	0	0	-1	0	0	0	-	-	3.00
24.44														22.78
Program Components				Factor										
Skating Skills				1.60	3.00	3.75	3.75	3.50	3.50	4.00	3.00	-	-	3.50
Transitions / Linking Footwork / Movement				1.60	3.00	3.50	3.50	3.75	2.75	3.75	2.50	-	-	3.30
Performance / Execution				1.60	3.00	3.75	3.75	4.50	3.00	3.50	3.00	-	-	3.40
Choreography / Composition				1.60	3.50	3.50	3.75	4.25	3.00	3.50	3.25	-	-	3.50
Interpretation				1.60	3.00	3.50	3.50	4.00	2.75	3.75	3.00	-	-	3.35
Judges Total Program Component Score (factored)														27.28
Deductions:														0.00



Judges Details per Skater

Rank	Name	NOC	Starting Number	Total Segment Score	Total Element Score	Program Component Score (factored)	Total Deductions							
19	Sam JANSEN	NED	12	49.72	18.64	34.08	-3.00							
#	Executed Elements	Info	Base Value	GOE	J1	J2	J3	J4	J5	J6	J7	J8	J9	Scores of Panel
1	3T		4.30	-2.10	-3	-3	-3	-3	-3	-3	-3	-	-	2.20
2	2A		3.30	-1.50	-3	-3	-3	-3	-3	-3	-3	-	-	1.80
3	2S<<	<<	0.40	-0.30	-3	-3	-3	-3	-3	-3	-3	-	-	0.10
4	CCoSp3		3.00	-0.30	-2	-1	0	-2	0	-1	-1	-	-	2.70
5	StSq2		2.60	0.40	1	1	1	1	1	0	0	-	-	3.00
6	2A<	<	2.53 x	-1.50	-3	-3	-3	-3	-3	-3	-3	-	-	1.03
7	3S<	<	3.41 x	-0.84	-1	-1	-1	-2	-1	-2	-1	-	-	2.57
8	2Lze+1Lo<<+SEQ+2F*	e	1.32 x	-0.84	-2	-3	-3	-3	-3	-3	-2	-	-	0.48
9	2F+2T		3.52 x	-0.60	-2	-2	-3	-2	-2	-2	-2	-	-	2.92
10	FCSpB		1.60	-0.54	-2	-2	-2	-2	-2	-1	-1	-	-	1.06
11	LSpB		1.20	-0.42	-1	-1	-1	-3	-2	-2	-1	-	-	0.78
27.18														18.64
Program Components				Factor										
Skating Skills				1.60	4.25	4.50	5.00	4.25	4.75	4.75	4.50	-	-	4.55
Transitions / Linking Footwork / Movement				1.60	4.00	4.25	4.00	4.00	4.25	4.50	4.00	-	-	4.10
Performance / Execution				1.60	3.75	4.50	4.00	3.75	4.25	4.25	3.50	-	-	4.00
Choreography / Composition				1.60	4.25	4.25	4.50	4.50	4.50	4.50	4.75	-	-	4.45
Interpretation				1.60	3.75	4.25	4.50	4.00	4.25	4.25	4.25	-	-	4.20
Judges Total Program Component Score (factored)														34.08
Deductions:				Falls:	-3.00									-3.00

Rank	Name	NOC	Starting Number	Total Segment Score	Total Element Score	Program Component Score (factored)	Total Deductions							
20	Elisavet VOULGARİ	GRE	5	46.73	15.45	31.28	0.00							
#	Executed Elements	Info	Base Value	GOE	J1	J2	J3	J4	J5	J6	J7	J8	J9	Scores of Panel
1	2F		1.90	0.00	0	1	0	0	0	0	0	-	-	1.90
2	2Lo		1.80	0.00	0	0	0	0	0	0	0	-	-	1.80
3	2F+1T		2.30	-0.36	-2	-2	-1	-1	-1	-1	-1	-	-	1.94
4	1A+1T		1.50	0.00	0	0	0	0	0	0	0	-	-	1.50
5	CoSp		0.00	0.00	-	-	-	-	-	-	-	-	-	0.00
6	2S+1T		1.87 x	-0.28	-2	-2	-1	-1	-2	-1	-1	-	-	1.59
7	2Lz<	<	1.65 x	-0.90	-3	-3	-3	-3	-3	-3	-3	-	-	0.75
8	FCSpB		1.60	-0.42	-2	-2	-1	-1	-1	-2	-1	-	-	1.18
9	2S		1.43 x	-0.12	-1	-1	0	-1	0	-1	0	-	-	1.31
10	StSqB		1.50	-0.12	0	-1	0	-1	-1	0	0	-	-	1.38
11	SSp3		2.10	0.00	0	-1	0	0	0	0	0	-	-	2.10
17.65														15.45
Program Components				Factor										
Skating Skills				1.60	3.50	4.00	4.00	4.00	4.00	4.00	3.75	-	-	3.95
Transitions / Linking Footwork / Movement				1.60	3.75	3.75	4.00	4.25	3.75	3.75	3.50	-	-	3.80
Performance / Execution				1.60	3.50	4.00	3.75	4.50	4.00	4.00	3.75	-	-	3.90
Choreography / Composition				1.60	3.75	4.00	4.00	4.50	4.00	3.75	4.25	-	-	4.00
Interpretation				1.60	3.50	4.00	3.75	4.25	4.00	4.00	3.75	-	-	3.90
Judges Total Program Component Score (factored)														31.28
Deductions:														0.00



Judges Details per Skater

Rank	Name	NOC	Starting Number	Total Segment Score	Total Element Score	Program Component Score (factored)	Total Deductions								
21	Daniella Vanessa IPSARIDOU	CYP	4	34.30	13.70	21.60	-1.00								
#	Executed Elements	Info	Base Value	GOE	J1	J2	J3	J4	J5	J6	J7	J8	J9	Scores of Panel	
1	2Lz<<+1T+1T	<<	1.40	-0.30	-3	-3	-2	-3	-3	-3	-3	-	-	1.10	
2	2Lo<<	<<	0.50	-0.30	-3	-3	-3	-3	-3	-3	-3	-	-	0.20	
3	2Lz<<	<<	0.60	-0.30	-3	-3	-3	-3	-3	-3	-3	-	-	0.30	
4	FCSp2		2.30	-0.36	0	-1	-1	-2	-2	-1	-1	-	-	1.94	
5	StSq1		1.80	-0.24	-1	-1	0	0	-1	-1	-1	-	-	1.56	
6	2S<+1Lo<	<	1.43 x	-0.48	-2	-3	-2	-2	-3	-3	-2	-	-	0.95	
7	2Fe<<	e	0.44 x	-0.30	-3	-3	-3	-3	-3	-3	-2	-	-	0.14	
8	1A		1.21 x	-0.40	-2	-2	-2	-2	-2	-2	-2	-	-	0.81	
9	CCoSp4		3.50	-0.18	-1	-1	-1	0	0	-1	0	-	-	3.32	
10	2S<+1A+SEQ	<	1.76 x	-0.28	-2	-2	-1	-1	-1	-2	-1	-	-	1.48	
11	LSp2		1.90	0.00	0	0	0	0	0	0	0	-	-	1.90	
16.84														13.70	
Program Components				Factor											
Skating Skills				1.60	2.50	3.00	3.50	2.50	3.00	3.25	2.75	-	-		2.90
Transitions / Linking Footwork / Movement				1.60	2.50	2.75	3.25	2.25	2.00	3.00	2.00	-	-		2.50
Performance / Execution				1.60	2.50	3.00	3.00	3.25	2.50	2.75	2.50	-	-		2.75
Choreography / Composition				1.60	2.50	3.00	3.25	3.00	2.50	2.75	2.50	-	-		2.75
Interpretation				1.60	2.50	2.75	3.25	2.75	2.25	2.75	2.00	-	-		2.60
Judges Total Program Component Score (factored)														21.60	
Deductions:				Falls: -1.00										-1.00	

LEGEND

GOE Grade of Execution x Credit for highlight distribution, base value multiplied by 1.1 e Wrong edge
* Invalid element
< Under-rotated jump



ISU Technical Panel and Panel of Judges

Technical Panel

Function	Name	
Technical Controller	Mr. Attila SOOS	HUN
Technical Specialist	Ms. Duygu SALUR	TUR
Assistant Technical Specialist	Ms. Larisa FEDOSEEVA	RUS

Panel of Judges

Function	Name	
Referee	Ms. Ebru ANILDI	TUR
Judge No.1	Mr. Walter TOIGO	ITA
Judge No.2	Ms. Marina STUPEN	BLR
Judge No.3	Ms. Zoia YORDANOVA	BUL
Judge No.4	Ms. Kadi ZVIRIK	EST
Judge No.5	Ms. Marilyn VEKEMANS	NED
Judge No.6	Ms. Svea LUND	DEN
Judge No.7	Mr. Yury BALKOV	UKR

Data / Replay Operators

Function	Name	
Data Operator	Mr. Dzianis SAROKIN	BLR
Replay Operator	Mr. Cenap Mengü TUNCAY	TUR




Segment Results

Rank	Name	NOC	Total Segment Score
1	Alina ZAGITOVA	RUS	58.30
2	Anastasia GOZHVA	UKR	49.78
3	Kristina SHKULETA-GROMOVA	EST	44.05
4	Lucrezia GENNARO	ITA	43.67
5	Silvia HUGEC	SVK	42.57
6	Hanna PAROSHINA	BLR	42.49
7	Amanda STAN	ROU	41.93
8	Alizee CROZET	FRA	40.33
9	Anna LITVINENKO	GBR	39.01
10	Sam JANSEN	NED	37.89
11	Katarina KITAROVIC	CRO	36.58
12	Presiyana DIMITROVA	BUL	35.66
13	Laura KARHUNEN	FIN	34.26
14	Anna IVANCENKO	MDA	33.38
15	Valerija KEDA	LTU	31.72
16	Ekin SAYGI	TUR	30.61
17	Lara GUCEK	SLO	30.32
18	Josephine KAERSGAARD	DEN	29.82
19	Herdís Birna HJALTALIN	ISL	27.89
20	Elisavet VOULGARI	GRE	24.66
21	Daniella Vanessa IPSARIDOU	CYP	20.71



Ms. Ebru ANILDI, ISU
Referee



Mr. Attila SOOS, ISU
Technical Controller



Judges Details per Skater

Rank	Name	NOC	Starting Number	Total Segment Score	Total Element Score	Program Component Score (factored)	Total Deductions								
1	Alina ZAGITOVA	RUS	6	58.30	30.58	28.72	-1.00								
#	Executed Elements	Info	Base Value	GOE	J1	J2	J3	J4	J5	J6	J7	J8	J9	Scores of Panel	
1	FCSp4		3.20	1.00	2	2	2	2	2	2	2	-	-	4.20	
2	StSq4		3.90	1.40	2	2	2	3	2	2	2	-	-	5.30	
3	3Lz<+COMBO	<	4.62 x	-2.10	-3	-3	-3	-3	-3	-3	-3	-	-	2.52	
4	3Lo		5.61 x	1.12	2	2	1	2	1	1	2	-	-	6.73	
5	2A		3.63 x	0.50	1	2	1	2	1	0	0	-	-	4.13	
6	LSp4		2.70	0.70	1	2	1	2	1	1	2	-	-	3.40	
7	CCoSp4		3.50	0.80	1	1	2	2	2	1	2	-	-	4.30	
27.16														30.58	
Program Components				Factor											
Skating Skills				0.80	7.00	7.50	7.50	7.50	7.00	7.00	7.25	-	-		7.25
Transitions / Linking Footwork / Movement				0.80	6.75	7.50	7.25	7.25	6.50	6.75	7.00	-	-		7.00
Performance / Execution				0.80	6.75	7.75	7.00	7.75	6.75	6.75	7.25	-	-		7.10
Choreography / Composition				0.80	7.00	7.50	7.50	7.50	7.00	7.00	7.75	-	-		7.30
Interpretation				0.80	6.75	7.75	7.25	7.75	6.75	7.00	7.50	-	-		7.25
Judges Total Program Component Score (factored)														28.72	
Deductions:				Falls:	-1.00									-1.00	

Rank	Name	NOC	Starting Number	Total Segment Score	Total Element Score	Program Component Score (factored)	Total Deductions								
2	Anastasia GOZHVA	UKR	1	49.78	27.82	22.96	-1.00								
#	Executed Elements	Info	Base Value	GOE	J1	J2	J3	J4	J5	J6	J7	J8	J9	Scores of Panel	
1	3Lz+2T	!	7.30	-0.42	-2	-2	0	0	0	0	-1	-	-	6.88	
2	3Lo		5.10	0.84	0	1	1	2	1	2	1	-	-	5.94	
3	CCoSp4		3.50	0.00	-1	0	0	1	0	0	0	-	-	3.50	
4	2A<	<	2.30	-1.50	-3	-3	-3	-3	-3	-3	-3	-	-	0.80	
5	FCSp4		3.20	0.40	1	1	1	1	0	1	0	-	-	3.60	
6	StSq3		3.30	0.50	0	1	1	2	1	1	1	-	-	3.80	
7	LSp4		2.70	0.60	1	1	2	3	2	0	0	-	-	3.30	
27.40														27.82	
Program Components				Factor											
Skating Skills				0.80	4.75	6.25	6.50	6.00	5.50	5.25	6.50	-	-		5.90
Transitions / Linking Footwork / Movement				0.80	4.75	5.75	6.00	5.50	5.00	5.00	6.50	-	-		5.45
Performance / Execution				0.80	4.75	6.25	6.25	5.75	5.25	5.25	6.25	-	-		5.75
Choreography / Composition				0.80	5.00	6.00	6.50	5.75	5.25	5.00	6.50	-	-		5.70
Interpretation				0.80	4.75	6.25	6.25	6.00	5.50	5.50	6.75	-	-		5.90
Judges Total Program Component Score (factored)														22.96	
Deductions:				Falls:	-1.00									-1.00	



Judges Details per Skater

Rank	Name	NOC	Starting Number	Total Segment Score	Total Element Score	Program Component Score (factored)	Total Deductions								
3	Kristina SHKULETA-GROMOVA	EST	2	44.05	24.21	20.84	-1.00								
#	Executed Elements	Info	Base Value	GOE	J1	J2	J3	J4	J5	J6	J7	J8	J9	Scores of Panel	
1	3T+2T		5.60	0.56	0	1	1	1	1	1	0	-	-	6.16	
2	2Lo		1.80	-0.48	-2	-3	-1	-1	-2	-2	-1	-	-	1.32	
3	FCSp4		3.20	0.70	1	2	1	2	2	1	0	-	-	3.90	
4	CCoSp4		3.50	0.50	0	1	2	1	1	1	1	-	-	4.00	
5	2A		3.63 x	-1.50	-3	-3	-3	-3	-3	-3	-3	-	-	2.13	
6	LSp3		2.40	0.60	1	1	1	2	2	1	1	-	-	3.00	
7	StSq3		3.30	0.40	0	0	1	1	1	1	1	-	-	3.70	
23.43														24.21	
Program Components				Factor											
Skating Skills				0.80	4.50	5.25	5.50	5.50	5.00	5.00	5.50	-	-		5.25
Transitions / Linking Footwork / Movement				0.80	4.75	5.00	5.25	5.25	4.50	5.00	5.25	-	-		5.05
Performance / Execution				0.80	5.00	5.50	5.50	5.75	4.75	4.75	5.25	-	-		5.20
Choreography / Composition				0.80	5.00	5.25	5.75	5.50	5.00	4.50	5.50	-	-		5.25
Interpretation				0.80	4.75	5.50	5.50	5.75	5.00	4.75	5.75	-	-		5.30
Judges Total Program Component Score (factored)														20.84	
Deductions:				Falls:	-1.00										-1.00

Rank	Name	NOC	Starting Number	Total Segment Score	Total Element Score	Program Component Score (factored)	Total Deductions								
4	Lucrezia GENNARO	ITA	15	43.67	23.19	20.48	0.00								
#	Executed Elements	Info	Base Value	GOE	J1	J2	J3	J4	J5	J6	J7	J8	J9	Scores of Panel	
1	3Lo<	<	3.60	-1.68	-1	-3	-2	-3	-2	-3	-2	-	-	1.92	
2	3S+2T		5.70	0.00	0	0	0	-1	0	0	0	-	-	5.70	
3	FCSp3		2.80	-0.06	0	-1	0	-1	0	0	0	-	-	2.74	
4	CCoSp4		3.50	0.00	0	0	1	0	0	0	0	-	-	3.50	
5	2A		3.63 x	-0.90	-1	-2	-2	-2	-1	-2	-2	-	-	2.73	
6	LSp4		2.70	0.40	0	1	1	1	0	1	1	-	-	3.10	
7	StSq3		3.30	0.20	1	0	1	0	1	-1	0	-	-	3.50	
25.23														23.19	
Program Components				Factor											
Skating Skills				0.80	5.50	5.00	5.25	5.25	5.00	5.00	5.50	-	-		5.20
Transitions / Linking Footwork / Movement				0.80	5.50	4.75	5.25	5.00	4.50	4.50	5.00	-	-		4.90
Performance / Execution				0.80	5.75	5.25	5.00	5.25	5.00	4.75	5.25	-	-		5.15
Choreography / Composition				0.80	5.75	5.00	5.25	5.50	4.75	4.50	5.50	-	-		5.20
Interpretation				0.80	5.50	5.25	5.25	5.50	4.75	4.75	5.00	-	-		5.15
Judges Total Program Component Score (factored)														20.48	
Deductions:														0.00	



Judges Details per Skater

Rank	Name	NOC	Starting Number	Total Segment Score	Total Element Score	Program Score (factored)	Total Component Score (factored)	Total Deductions							
5	Silvia HUGEC	SVK	11	42.57	23.77		18.80	0.00							
#	Executed Elements	Info	Base Value	GOE	J1	J2	J3	J4	J5	J6	J7	J8	J9	Scores of Panel	
1	3Lo		5.10	0.00	-1	0	0	0	0	0	0	-	-	5.10	
2	3S+COMBO+2T*	*	4.40	-2.10	-3	-3	-3	-3	-2	-3	-3	-	-	2.30	
3	SSp4		2.50	0.50	1	1	1	1	2	1	0	-	-	3.00	
4	StSq3		3.30	0.20	1	0	0	0	1	1	0	-	-	3.50	
5	2A		3.63 x	0.00	0	0	0	0	0	0	0	-	-	3.63	
6	FCSp3		2.80	-0.06	0	0	0	-2	-1	0	0	-	-	2.74	
7	CCoSp4		3.50	0.00	0	0	0	0	0	1	0	-	-	3.50	
25.23													23.77		
Program Components				Factor											
Skating Skills				0.80	4.75	4.50	4.75	4.50	5.00	5.00	5.50	-	-		4.80
Transitions / Linking Footwork / Movement				0.80	4.50	4.25	4.00	4.00	4.75	4.75	5.00	-	-		4.45
Performance / Execution				0.80	4.75	4.75	4.50	4.75	5.00	5.00	5.25	-	-		4.85
Choreography / Composition				0.80	4.75	4.50	4.25	4.25	5.00	5.00	5.50	-	-		4.70
Interpretation				0.80	4.75	4.25	3.75	4.25	5.00	5.25	5.50	-	-		4.70
Judges Total Program Component Score (factored)														18.80	
Deductions:														0.00	

Rank	Name	NOC	Starting Number	Total Segment Score	Total Element Score	Program Score (factored)	Total Component Score (factored)	Total Deductions							
6	Hanna PAROSHINA	BLR	12	42.49	23.57		18.92	0.00							
#	Executed Elements	Info	Base Value	GOE	J1	J2	J3	J4	J5	J6	J7	J8	J9	Scores of Panel	
1	3Lo		5.10	-1.54	-2	-2	-1	-3	-2	-3	-2	-	-	3.56	
2	3S+2T		5.70	-0.28	-1	1	0	-1	-1	0	0	-	-	5.42	
3	FCSp1		1.90	-0.12	0	0	0	-1	-1	-1	0	-	-	1.78	
4	CCoSp4		3.50	-0.12	-2	0	0	-1	-1	0	0	-	-	3.38	
5	StSq2		2.60	0.10	0	0	1	0	0	0	1	-	-	2.70	
6	2A		3.63 x	0.50	0	2	1	1	1	1	1	-	-	4.13	
7	LSp3		2.40	0.20	0	1	1	0	0	0	1	-	-	2.60	
24.83													23.57		
Program Components				Factor											
Skating Skills				0.80	4.00	4.75	5.00	4.50	5.25	5.25	5.50	-	-		4.95
Transitions / Linking Footwork / Movement				0.80	3.75	4.50	4.75	4.00	4.75	4.75	5.00	-	-		4.55
Performance / Execution				0.80	4.00	5.00	4.75	3.75	5.00	4.75	5.25	-	-		4.70
Choreography / Composition				0.80	3.75	4.75	5.00	4.25	5.00	4.75	5.50	-	-		4.75
Interpretation				0.80	4.00	4.75	5.25	4.00	4.75	5.00	5.00	-	-		4.70
Judges Total Program Component Score (factored)														18.92	
Deductions:														0.00	



Judges Details per Skater

Rank	Name				NOC	Starting Number				Total Segment Score	Total Element Score	Program Component Score (factored)			Total Deductions
7	Amanda STAN				ROU	3				41.93	22.37	19.56			0.00
#	Executed Elements	Info	Base Value	GOE	J1	J2	J3	J4	J5	J6	J7	J8	J9	Scores of Panel	
1	3S+2T		5.70	0.00	0	0	0	-1	0	1	0	-	-	5.70	
2	3Lo<	<	3.60	-1.26	-2	-2	-2	-1	-2	-1	-2	-	-	2.34	
3	FCSp4		3.20	0.30	0	0	0	1	1	1	2	-	-	3.50	
4	2A<	<	2.53	-1.00	-1	-3	-2	-2	-2	-2	-2	-	-	1.53	
5	LSp4		2.70	0.20	1	0	1	1	0	0	0	-	-	2.90	
6	CCoSp4		3.50	0.00	-1	0	0	0	0	0	1	-	-	3.50	
7	StSq2		2.60	0.30	1	0	0	1	1	0	1	-	-	2.90	
23.83														22.37	
Program Components														Factor	
Skating Skills														0.80	
Transitions / Linking Footwork / Movement														0.80	
Performance / Execution														0.80	
Choreography / Composition														0.80	
Interpretation														0.80	
Judges Total Program Component Score (factored)														19.56	
Deductions:														0.00	

Rank	Name				NOC	Starting Number				Total Segment Score	Total Element Score	Program Component Score (factored)			Total Deductions
8	Alizee CROZET				FRA	5				40.33	20.33	20.00			0.00
#	Executed Elements	Info	Base Value	GOE	J1	J2	J3	J4	J5	J6	J7	J8	J9	Scores of Panel	
1	3T+1T*	*	4.30	-2.10	-3	-3	-3	-3	-3	-1	-3	-	-	2.20	
2	1Lo*	*	0.00	0.00	-	-	-	-	-	-	-	-	-	0.00	
3	CCoSp4		3.50	0.20	1	0	0	1	1	0	0	-	-	3.70	
4	2A		3.63	0.40	1	1	0	1	1	1	0	-	-	4.03	
5	FCSp3		2.80	0.40	1	1	0	1	1	1	0	-	-	3.20	
6	StSq3		3.30	0.50	1	1	1	2	1	1	1	-	-	3.80	
7	LSp4		2.70	0.70	2	1	1	2	1	2	1	-	-	3.40	
20.23														20.33	
Program Components														Factor	
Skating Skills														0.80	
Transitions / Linking Footwork / Movement														0.80	
Performance / Execution														0.80	
Choreography / Composition														0.80	
Interpretation														0.80	
Judges Total Program Component Score (factored)														20.00	
Deductions:														0.00	



Judges Details per Skater

Rank	Name	NOC	Starting Number	Total Segment Score	Total Element Score	Program Score (factored)	Total Component Score (factored)	Total Deductions						
9	Anna LITVINENKO	GBR	17	39.01	19.85		19.16	0.00						
#	Executed Elements	Info	Base Value	GOE	J1	J2	J3	J4	J5	J6	J7	J8	J9	Scores of Panel
1	3Lo		5.10	-0.42	-1	-2	0	-1	0	-1	0	-	-	4.68
2	3T+1T*	*	4.30	-2.10	-3	-3	-3	-3	-3	-3	-3	-	-	2.20
3	CCoSp4		3.50	0.00	0	0	0	1	0	0	0	-	-	3.50
4	StSq2		2.60	0.20	1	0	0	0	1	1	0	-	-	2.80
5	2A<	<	2.53	-1.50	-3	-3	-3	-3	-3	-3	-3	-	-	1.03
6	FCSp3		2.80	-0.06	0	-1	0	0	0	0	-1	-	-	2.74
7	LSp4		2.70	0.20	0	0	1	1	0	1	0	-	-	2.90
23.53														19.85
Program Components				Factor										
Skating Skills				0.80	5.50	4.75	5.00	4.50	5.00	5.00	5.25	-	-	5.00
Transitions / Linking Footwork / Movement				0.80	5.50	4.50	4.75	4.25	4.50	4.75	4.50	-	-	4.60
Performance / Execution				0.80	5.25	4.75	4.75	4.75	5.00	4.75	4.75	-	-	4.80
Choreography / Composition				0.80	5.50	4.50	4.75	4.50	4.75	4.50	5.25	-	-	4.75
Interpretation				0.80	5.00	4.75	4.75	4.75	4.75	4.75	5.00	-	-	4.80
Judges Total Program Component Score (factored)														19.16
Deductions:														0.00

Rank	Name	NOC	Starting Number	Total Segment Score	Total Element Score	Program Score (factored)	Total Component Score (factored)	Total Deductions						
10	Sam JANSEN	NED	18	37.89	19.37		18.52	0.00						
#	Executed Elements	Info	Base Value	GOE	J1	J2	J3	J4	J5	J6	J7	J8	J9	Scores of Panel
1	2A		3.30	0.00	0	0	1	-1	0	0	0	-	-	3.30
2	CCoSp4		3.50	-0.12	-1	-1	0	0	0	0	-1	-	-	3.38
3	StSq1		1.80	-0.06	0	-1	1	-1	0	0	0	-	-	1.74
4	3S+2T		6.27	-0.28	0	0	-1	-2	-1	0	0	-	-	5.99
5	2Lo	x	1.98	0.00	0	0	-1	1	0	0	0	-	-	1.98
6	FCSp3		2.80	-0.24	0	-2	0	-2	-1	-1	0	-	-	2.56
7	LSpB		1.20	-0.78	-2	-3	-3	-3	-2	-3	-2	-	-	0.42
20.85														19.37
Program Components				Factor										
Skating Skills				0.80	4.75	4.50	4.75	4.25	5.00	5.00	5.75	-	-	4.80
Transitions / Linking Footwork / Movement				0.80	4.75	4.25	4.50	4.00	4.50	4.50	5.00	-	-	4.50
Performance / Execution				0.80	5.00	4.50	4.50	4.00	4.75	4.25	5.50	-	-	4.60
Choreography / Composition				0.80	5.00	4.25	4.75	4.50	4.50	4.25	5.75	-	-	4.60
Interpretation				0.80	5.00	4.50	4.75	4.25	4.75	4.25	5.25	-	-	4.65
Judges Total Program Component Score (factored)														18.52
Deductions:														0.00



Judges Details per Skater

Rank	Name	NOC	Starting Number	Total Segment Score	Total Element Score	Program Score (factored)	Total Component Score (factored)	Total Deductions							
11	Katarina KITAROVIC	CRO	10	36.58	18.98		17.60	0.00							
#	Executed Elements	Info	Base Value	GOE	J1	J2	J3	J4	J5	J6	J7	J8	J9	Scores of Panel	
1	2A		3.30	0.00	0	0	0	1	0	0	0	-	-	3.30	
2	2Lz+2T		3.40	0.00	-1	0	0	0	0	1	0	-	-	3.40	
3	FCSp1		1.90	0.30	1	1	1	0	0	1	0	-	-	2.20	
4	2Lo		1.98 x	0.06	-1	1	1	0	0	0	0	-	-	2.04	
5	CCoSp3		3.00	-0.06	1	-1	0	0	0	0	-1	-	-	2.94	
6	StSq2		2.60	0.00	0	0	0	0	-1	0	1	-	-	2.60	
7	SSp4		2.50	0.00	0	0	1	0	0	0	0	-	-	2.50	
			18.68										18.98		
Program Components			Factor												
Skating Skills			0.80	4.75	4.50	4.25	4.50	4.50	4.25	4.50	-	-	-	-	4.45
Transitions / Linking Footwork / Movement			0.80	5.00	4.25	4.00	4.00	4.00	4.00	4.25	-	-	-	-	4.10
Performance / Execution			0.80	5.00	4.50	4.50	4.25	4.50	4.50	4.50	-	-	-	-	4.50
Choreography / Composition			0.80	4.75	4.50	4.25	4.50	4.25	4.25	4.75	-	-	-	-	4.45
Interpretation			0.80	5.00	4.50	4.50	4.25	4.50	4.50	4.50	-	-	-	4.50	
Judges Total Program Component Score (factored)														17.60	
Deductions:														0.00	

Rank	Name	NOC	Starting Number	Total Segment Score	Total Element Score	Program Score (factored)	Total Component Score (factored)	Total Deductions							
12	Presiyana DIMITROVA	BUL	14	35.66	17.74		17.92	0.00							
#	Executed Elements	Info	Base Value	GOE	J1	J2	J3	J4	J5	J6	J7	J8	J9	Scores of Panel	
1	2A		3.30	0.20	0	1	0	1	0	1	0	-	-	3.50	
2	2Lo		1.80	0.18	-2	1	1	1	1	0	0	-	-	1.98	
3	CCoSp4		3.50	-0.18	-2	-1	0	0	-1	0	-1	-	-	3.32	
4	2Lze+2T	e	2.80	-0.48	-2	-2	-1	-1	-2	-1	-2	-	-	2.32	
5	LSp4		2.70	0.00	-2	0	0	0	0	0	0	-	-	2.70	
6	StSq1		1.80	0.00	0	0	0	0	0	1	0	-	-	1.80	
7	FCSp2		2.30	-0.18	0	-1	0	-1	-1	-1	0	-	-	2.12	
			18.20										17.74		
Program Components			Factor												
Skating Skills			0.80	4.50	4.25	4.75	3.75	4.50	4.50	4.75	-	-	-	-	4.50
Transitions / Linking Footwork / Movement			0.80	4.25	3.75	4.50	4.00	4.50	4.25	4.25	-	-	-	-	4.25
Performance / Execution			0.80	4.50	4.50	4.75	3.75	4.50	4.50	4.75	-	-	-	-	4.55
Choreography / Composition			0.80	4.50	4.25	4.75	4.25	4.50	4.75	5.50	-	-	-	-	4.55
Interpretation			0.80	4.25	4.25	5.00	4.25	4.50	4.75	5.25	-	-	-	-	4.55
Judges Total Program Component Score (factored)														17.92	
Deductions:														0.00	



Judges Details per Skater

Rank	Name	NOC	Starting Number	Total Segment Score	Total Element Score	Program Score (factored)	Total Component Score (factored)	Total Deductions							
13	Laura KARHUNEN	FIN	8	34.26	18.14		17.12	-1.00							
#	Executed Elements	Info	Base Value	GOE	J1	J2	J3	J4	J5	J6	J7	J8	J9	Scores of Panel	
1	2A		3.30	-1.10	-3	-3	-2	-2	-2	-2	-2	-	-	2.20	
2	3T+2T		5.60	-0.42	0	-1	-1	0	-1	-1	0	-	-	5.18	
3	3Lo<	<	3.60	-2.10	-3	-3	-3	-3	-3	-3	-3	-	-	1.50	
4	LSp4		2.70	-0.36	-2	-2	-1	-1	-1	-1	-1	-	-	2.34	
5	StSq2		2.60	-0.10	0	0	-1	0	0	-1	0	-	-	2.50	
6	CCoSp3		3.00	-0.06	-1	-2	0	0	0	0	1	-	-	2.94	
7	FCSp1		1.90	-0.42	0	-2	-1	-2	-2	-1	-1	-	-	1.48	
			22.70										18.14		
Program Components			Factor												
Skating Skills			0.80	4.25	3.50	4.50	5.00	4.25	4.50	4.50	-	-	-	-	4.40
Transitions / Linking Footwork / Movement			0.80	4.50	3.25	4.00	5.00	4.00	4.25	4.00	-	-	-	-	4.15
Performance / Execution			0.80	4.25	3.75	4.00	4.75	4.25	4.25	4.00	-	-	-	-	4.15
Choreography / Composition			0.80	4.50	3.50	4.25	5.25	4.25	4.00	5.00	-	-	-	-	4.40
Interpretation			0.80	4.25	3.50	4.00	4.75	4.25	4.25	4.75	-	-	-	-	4.30
Judges Total Program Component Score (factored)															17.12
Deductions:			Falls:	-1.00									-1.00		

Rank	Name	NOC	Starting Number	Total Segment Score	Total Element Score	Program Score (factored)	Total Component Score (factored)	Total Deductions							
14	Anna IVANCENKO	MDA	16	33.38	15.26		19.12	0.00							
#	Executed Elements	Info	Base Value	GOE	J1	J2	J3	J4	J5	J6	J7	J8	J9	Scores of Panel	
1	2A		3.30	0.00	0	0	0	-1	0	0	0	-	-	3.30	
2	3Lo<<	<<	1.80	-0.72	-2	-3	-2	-2	-3	-3	-2	-	-	1.08	
3	LSp2		1.90	0.50	1	1	1	1	1	1	0	-	-	2.40	
4	StSq2		2.60	0.40	1	1	2	1	1	0	0	-	-	3.00	
5	FCCoSp4*	*	0.00	0.00	-	-	-	-	-	-	-	-	-	0.00	
6	2Lze+2T	e	3.08 x	-0.60	-2	-2	-2	-2	-2	-2	-2	-	-	2.48	
7	CCoSp3		3.00	0.00	0	0	-2	0	0	0	0	-	-	3.00	
			15.68										15.26		
Program Components			Factor												
Skating Skills			0.80	5.25	4.75	5.00	4.75	5.00	4.75	4.50	-	-	-	-	4.85
Transitions / Linking Footwork / Movement			0.80	4.75	4.50	4.50	4.50	4.75	4.50	4.00	-	-	-	-	4.55
Performance / Execution			0.80	5.00	5.00	4.75	5.00	5.00	4.50	4.00	-	-	-	-	4.85
Choreography / Composition			0.80	5.00	4.75	5.00	5.00	4.75	4.25	4.75	-	-	-	-	4.85
Interpretation			0.80	4.75	5.00	5.00	4.75	5.00	4.50	4.25	-	-	-	-	4.80
Judges Total Program Component Score (factored)															19.12
Deductions:			Late start:	-1.00									-1.00		



Judges Details per Skater

Rank	Name	NOC	Starting Number	Total Segment Score	Total Element Score	Program Score (factored)	Total Component Score (factored)	Total Deductions							
15	Valerija KEDA	LTU	9	31.72	16.04		15.68	0.00							
#	Executed Elements	Info	Base Value	GOE	J1	J2	J3	J4	J5	J6	J7	J8	J9	Scores of Panel	
1	2A		3.30	0.00	0	0	0	0	0	0	0	-	-	3.30	
2	2F+2T		3.20	-0.42	-2	-2	-1	-2	-1	-1	-1	-	-	2.78	
3	FCSp2		2.30	0.00	0	0	0	0	0	-1	0	-	-	2.30	
4	LSp3		2.40	-0.36	-1	-1	-1	-2	-2	-1	-1	-	-	2.04	
5	StSq1		1.80	0.00	0	0	0	0	0	0	0	-	-	1.80	
6	2Lo		1.98 x	-0.36	-2	-1	-1	-1	-2	0	-1	-	-	1.62	
7	CCoSp3V		2.50	-0.30	-1	-2	-1	-1	-1	-1	-1	-	-	2.20	
			17.48										16.04		
Program Components			Factor												
Skating Skills			0.80	4.25	3.75	4.25	4.25	4.00	4.00	4.50	-	-	-	-	4.15
Transitions / Linking Footwork / Movement			0.80	4.00	3.50	3.75	3.75	3.50	3.75	3.75	-	-	-	-	3.70
Performance / Execution			0.80	4.00	4.00	4.00	4.00	3.50	3.75	4.00	-	-	-	-	3.95
Choreography / Composition			0.80	4.00	4.00	4.00	4.25	3.75	3.75	4.50	-	-	-	-	4.00
Interpretation			0.80	4.00	3.75	3.75	3.50	3.50	4.00	4.25	-	-	-	-	3.80
Judges Total Program Component Score (factored)															15.68
Deductions:															0.00

Rank	Name	NOC	Starting Number	Total Segment Score	Total Element Score	Program Score (factored)	Total Component Score (factored)	Total Deductions							
16	Ekin SAYGI	TUR	7	30.61	14.73		17.88	-2.00							
#	Executed Elements	Info	Base Value	GOE	J1	J2	J3	J4	J5	J6	J7	J8	J9	Scores of Panel	
1	3Lo<<	<<	1.80	-0.90	-3	-3	-3	-3	-3	-3	-3	-	-	0.90	
2	3S<<+2T<	<<	2.20	-0.60	-2	-3	-3	-3	-3	-3	-3	-	-	1.60	
3	FCSp2		2.30	0.00	0	0	0	0	0	0	0	-	-	2.30	
4	2A<	<	2.53 x	-1.50	-3	-3	-3	-3	-3	-3	-3	-	-	1.03	
5	LSp4		2.70	0.00	1	0	0	0	0	0	0	-	-	2.70	
6	StSq2		2.60	0.10	0	0	0	0	1	1	0	-	-	2.70	
7	CCoSp4		3.50	0.00	0	0	0	0	0	0	0	-	-	3.50	
			17.63										14.73		
Program Components			Factor												
Skating Skills			0.80	4.50	5.00	4.25	4.75	4.50	4.75	4.50	-	-	-	-	4.60
Transitions / Linking Footwork / Movement			0.80	4.75	4.75	3.75	4.50	4.00	4.50	4.25	-	-	-	-	4.40
Performance / Execution			0.80	4.75	5.00	3.75	4.25	4.25	4.25	4.00	-	-	-	-	4.30
Choreography / Composition			0.80	5.00	5.00	4.00	4.50	4.25	4.50	4.75	-	-	-	-	4.60
Interpretation			0.80	4.75	5.00	4.00	4.00	4.50	4.50	4.50	-	-	-	-	4.45
Judges Total Program Component Score (factored)															17.88
Deductions:			Falls: -2.00												-2.00



Judges Details per Skater

Rank	Name				NOC	Starting Number				Total Segment Score	Total Element Score	Program Component Score (factored)			Total Deductions
17	Lara GUCEK				SLO	20				30.32	14.88	16.44			-1.00
#	Executed Elements	Info	Base Value	GOE	J1	J2	J3	J4	J5	J6	J7	J8	J9	Scores of Panel	
1	3Lo<<	<<	1.80	-0.90	-3	-3	-3	-3	-3	-3	-3	-	-	0.90	
2	2A<<	<<	1.10	-0.60	-3	-3	-3	-3	-3	-3	-3	-	-	0.50	
3	CCoSp3		3.00	-0.06	0	0	0	0	0	-1	-1	-	-	2.94	
4	FCSp3		2.80	-0.18	0	-1	0	-1	0	-1	-1	-	-	2.62	
5	2Lz+2T		3.74 x	0.18	-1	1	1	1	0	1	0	-	-	3.92	
6	StSq1		1.80	-0.90	-3	-3	-3	-3	-3	-3	-3	-	-	0.90	
7	LSp4		2.70	0.40	1	1	0	1	0	1	1	-	-	3.10	
16.94														14.88	
Program Components				Factor											
Skating Skills				0.80	4.00	3.75	4.50	4.00	4.50	4.50	4.00	-	-	-	4.20
Transitions / Linking Footwork / Movement				0.80	4.00	3.50	4.25	4.00	4.25	4.25	3.50	-	-	-	4.00
Performance / Execution				0.80	4.00	4.00	4.00	4.50	4.00	4.25	3.00	-	-	-	4.05
Choreography / Composition				0.80	4.00	4.00	4.50	4.25	4.25	4.00	3.75	-	-	-	4.10
Interpretation				0.80	4.00	4.00	4.25	4.50	4.25	4.50	3.50	-	-	-	4.20
Judges Total Program Component Score (factored)															16.44
Deductions:				Falls:	-1.00										-1.00

Rank	Name				NOC	Starting Number				Total Segment Score	Total Element Score	Program Component Score (factored)			Total Deductions
18	Josephine KAERGAARD				DEN	19				29.82	14.14	17.68			-2.00
#	Executed Elements	Info	Base Value	GOE	J1	J2	J3	J4	J5	J6	J7	J8	J9	Scores of Panel	
1	2A		3.30	-1.50	-3	-3	-3	-3	-3	-3	-3	-	-	1.80	
2	3S+COMBO		4.40	-2.10	-3	-3	-3	-3	-3	-3	-3	-	-	2.30	
3	FCSp2		2.30	0.10	0	0	0	0	0	1	1	-	-	2.40	
4	2Lo		1.80	-0.90	-3	-3	-3	-3	-3	-3	-3	-	-	0.90	
5	LSp3		2.40	-0.06	0	-1	0	0	-1	0	0	-	-	2.34	
6	StSq1		1.80	0.00	0	0	0	0	0	0	0	-	-	1.80	
7	CCoSp2		2.50	0.10	-1	0	0	0	0	1	1	-	-	2.60	
18.50														14.14	
Program Components				Factor											
Skating Skills				0.80	4.50	4.50	4.50	4.25	4.50	4.75	5.25	-	-	-	4.55
Transitions / Linking Footwork / Movement				0.80	4.50	4.00	4.00	3.75	4.50	4.50	5.25	-	-	-	4.30
Performance / Execution				0.80	4.50	4.50	4.00	3.75	4.25	4.75	4.50	-	-	-	4.35
Choreography / Composition				0.80	4.75	4.50	4.25	4.25	4.50	4.50	5.50	-	-	-	4.50
Interpretation				0.80	4.50	4.25	4.00	4.00	4.75	4.50	5.25	-	-	-	4.40
Judges Total Program Component Score (factored)															17.68
Deductions:				Falls:	-2.00										-2.00



Judges Details per Skater

Rank	Name	NOC	Starting Number	Total Segment Score	Total Element Score	Program Score (factored)	Total Component Score (factored)	Total Deductions							
19	Herdis Birna HJALTALIN	ISL	4	27.89	13.05		14.84	0.00							
#	Executed Elements	Info	Base Value	GOE	J1	J2	J3	J4	J5	J6	J7	J8	J9	Scores of Panel	
1	2Lo		1.80	-0.12	-1	-1	-1	0	0	0	0	-	-	1.68	
2	2A<<	<<	1.10	-0.60	-3	-3	-3	-3	-3	-3	-3	-	-	0.50	
3	CCoSp4		3.50	-0.18	-2	0	0	0	-2	0	-1	-	-	3.32	
4	2F+2T<<	<<	2.53 x	-0.60	-2	-2	-2	-2	-3	-2	-2	-	-	1.93	
5	StSq2		2.60	0.00	0	0	-1	0	0	0	0	-	-	2.60	
6	SSp2		1.60	-0.06	0	-1	0	1	-1	0	0	-	-	1.54	
7	FCSp1		1.90	-0.42	0	-2	-2	-2	-1	-1	-1	-	-	1.48	
			15.03										13.05		
Program Components			Factor												
Skating Skills			0.80	4.25	3.50	3.50	3.75	4.00	4.25	3.50	-	-	-	-	3.80
Transitions / Linking Footwork / Movement			0.80	4.00	3.25	3.00	3.50	3.50	4.00	3.00	-	-	-	-	3.45
Performance / Execution			0.80	4.00	3.75	3.50	4.00	3.75	3.75	3.50	-	-	-	-	3.75
Choreography / Composition			0.80	4.00	3.75	3.25	4.00	3.75	3.75	4.00	-	-	-	-	3.85
Interpretation			0.80	4.00	3.75	3.25	3.50	3.50	4.00	3.75	-	-	-	3.70	
Judges Total Program Component Score (factored)															14.84
Deductions:															0.00

Rank	Name	NOC	Starting Number	Total Segment Score	Total Element Score	Program Score (factored)	Total Component Score (factored)	Total Deductions							
20	Elisavet VOULGARI	GRE	13	24.66	8.82		15.84	0.00							
#	Executed Elements	Info	Base Value	GOE	J1	J2	J3	J4	J5	J6	J7	J8	J9	Scores of Panel	
1	2Lo		1.80	0.00	0	0	-1	0	0	0	0	-	-	1.80	
2	2A<<	<<	1.10	-0.60	-3	-3	-3	-3	-3	-3	-3	-	-	0.50	
3	CCoSp		0.00	0.00	-	-	-	-	-	-	-	-	-	0.00	
4	2F+2T<		3.08 x	-0.72	-2	-3	-2	-3	-2	-3	-2	-	-	2.36	
5	FCSpB		1.60	-0.36	-1	-2	-1	-1	-1	-2	-1	-	-	1.24	
6	StSqB		1.50	0.00	0	0	0	0	0	0	0	-	-	1.50	
7	SSp2		1.60	-0.18	-1	-1	0	-1	0	-1	0	-	-	1.42	
			10.68										8.82		
Program Components			Factor												
Skating Skills			0.80	4.00	3.75	4.00	3.50	4.25	4.00	4.75	-	-	-	-	4.00
Transitions / Linking Footwork / Movement			0.80	3.75	3.75	4.00	3.75	4.00	3.75	4.00	-	-	-	-	3.85
Performance / Execution			0.80	3.75	4.00	3.75	4.25	4.25	3.50	4.00	-	-	-	-	3.95
Choreography / Composition			0.80	3.75	3.75	4.00	4.00	4.00	3.50	4.75	-	-	-	-	3.90
Interpretation			0.80	3.75	4.00	4.00	4.50	4.25	3.50	4.50	-	-	-	4.10	
Judges Total Program Component Score (factored)															15.84
Deductions:															0.00



Judges Details per Skater

Rank	Name	NOC	Starting Number	Total Segment Score	Total Element Score	Program Component Score (factored)	Total Deductions								
21	Daniella Vanessa IPSARIDOU	CYP	21	20.71	11.03	11.68	-2.00								
#	Executed Elements	Info	Base Value	GOE	J1	J2	J3	J4	J5	J6	J7	J8	J9	Scores of Panel	
1	2A<<	<<	1.10	-0.60	-3	-3	-3	-3	-3	-3	-3	-	-	0.50	
2	2S+2T<<	<<	1.70	-0.60	-3	-3	-3	-3	-3	-3	-3	-	-	1.10	
3	FCSp2		2.30	-0.30	0	-2	-1	-2	-1	-1	0	-	-	2.00	
4	2Lo<	<	1.43	-0.90	-3	-3	-3	-3	-3	-3	-3	-	-	0.53	
5	LSp3		2.40	-0.06	-1	-1	0	0	0	0	0	-	-	2.34	
6	StSq1		1.80	-0.24	-2	-1	-1	-1	-1	0	0	-	-	1.56	
7	CCoSp3		3.00	0.00	-1	0	0	0	0	0	0	-	-	3.00	
13.73													11.03		
Program Components				Factor											
Skating Skills				0.80	2.50	3.00	3.00	3.00	3.25	3.25	3.25	-	-	3.10	
Transitions / Linking Footwork / Movement				0.80	2.50	2.50	2.50	3.00	3.00	3.00	2.75	-	-	2.75	
Performance / Execution				0.80	2.50	3.25	2.75	2.75	2.75	3.25	2.50	-	-	2.80	
Choreography / Composition				0.80	2.50	3.00	3.00	3.50	3.00	3.00	3.25	-	-	3.05	
Interpretation				0.80	2.50	3.00	2.50	3.25	2.75	3.25	3.00	-	-	2.90	
Judges Total Program Component Score (factored)														11.68	
Deductions:				Falls:	-2.00										-2.00

LEGEND

GOE	Grade of Execution	x	Credit for highlight distribution, base value multiplied by 1.1	e	Wrong edge
*	Invalid element				
<	Under-rotated jump				



**EUROPEAN
YOUTH
OLYMPIC
FESTIVAL**



Results Book



FIGURE SKATING

Boys'



Results

Rank	Name	NOC	Total Score	SP	FS
1	Petr GUMENNIK	RUS	195.21	1	1
2	Daniel GRASSL	ITA	178.24	2	2
3	Nika EGADZE	GEO	155.18	6	4
4	Basar OKTAR	TUR	154.11	3	7
5	Yakau ZENKO	BLR	152.43	5	5
6	Aleksandr SELEVKO	EST	148.73	4	6
7	Adam SIAO HIM FA	FRA	146.39	9	3
8	Luke DIGBY	GBR	140.80	7	8
9	Yan TKALICH	UKR	136.14	8	9
10	Nikolaj MAJOROV	SWE	124.97	10	10
11	Simon FUKAS	SVK	123.35	12	11
12	Alexander ZLATKOV	BUL	117.85	11	12
13	Kornel WITKOWSKI	POL	98.31	13	13
14	Andrei TANASE	ROU	69.95	14	14



Ms. Senem AHISKAL, ISU
Referee



Ms. Zanna KULIK, ISU
Technical Controller

LEGEND

FS Free Skating

SP Short Program



Medallists

Medal	Name	NOC
GOLD	Petr GUMENNIK	RUS - Russian Federation
SILVER	Daniel GRASSL	ITA - Italy
BRONZE	Nika EGADZE	GEO - Georgia



ISU Technical Panel and Panel of Judges

Technical Panel

Function	Name	
Technical Controller	Ms. Zanna KULIK	EST
Technical Specialist	Mr. Tunca UNLU	TUR
Assistant Technical Specialist	Mr. Artem KNYAZEV	UZB

Panel of Judges

Function	Name	
Referee	Ms. Senem AHISKAL	TUR
Judge No.1	Mr. Yury BALKOV	UKR
Judge No.2	Ms. Hanna THEN	POL
Judge No.3	Mr. Pekka LESKINEN	FIN
Judge No.4	Ms. Ece ESEN	TUR
Judge No.5	Ms. Alla SHEKHOVTSEVA	RUS
Judge No.6	Ms. Salome CHIGOGIDZE	GEO
Judge No.7	Ms. Mary CHAPMAN	GBR

Data / Replay Operators

Function	Name	
Data Operator	Mr. Cenap Mengü TUNCAY	TUR
Replay Operator	Mr. Dzianis SAROKIN	BLR



Segment Results

Rank	Name	NOC	Total Segment Score
1	Petr GUMENNIK	RUS	127.65
2	Daniel GRASSL	ITA	114.89
3	Adam SIAO HIM FA	FRA	102.20
4	Nika EGADZE	GEO	101.47
5	Yakau ZENKO	BLR	98.35
6	Aleksandr SELEVKO	EST	93.70
7	Basar OKTAR	TUR	91.91
8	Luke DIGBY	GBR	91.48
9	Yan TKALICH	UKR	88.17
10	Nikolaj MAJOROV	SWE	81.02
11	Simon FUKAS	SVK	80.51
12	Alexander ZLATKOV	BUL	73.96
13	Kornel WITKOWSKI	POL	57.15
14	Andrei TANASE	ROU	43.94



Ms. Senem AHISKAL, ISU
Referee



Ms. Zanna KULIK, ISU
Technical Controller



Judges Details per Skater

Rank	Name	NOC	Starting Number	Total Segment Score	Total Element Score	Program Score (factored)	Total Component Score (factored)	Total Deductions						
1	Petr GUMENNIK	RUS	14	127.65	65.55		62.10	0.00						
#	Executed Elements	Info	Base Value	GOE	J1	J2	J3	J4	J5	J6	J7	J8	J9	Scores of Panel
1	2A		3.30	0.40	0	0	1	1	1	1	1	-	-	3.70
2	3Lo+3Lo		10.20	0.56	0	0	1	1	1	1	1	-	-	10.76
3	CCoSp4		3.50	0.60	1	1	1	1	2	2	1	-	-	4.10
4	StSq3		3.30	0.50	1	1	1	1	1	1	1	-	-	3.80
5	3F		5.83 x	0.28	0	0	0	2	1	1	0	-	-	6.11
6	3Lz+2T		8.03 x	0.00	1	0	0	0	0	0	0	-	-	8.03
7	3T+2T+2Lo		8.14 x	-0.14	-1	0	-1	0	0	0	0	-	-	8.00
8	3Lz		6.60 x	0.56	0	0	1	1	1	1	1	-	-	7.16
9	3S		4.84 x	0.28	0	0	1	1	0	1	0	-	-	5.12
10	FCSp2		2.30	-0.06	0	0	-1	0	0	0	-1	-	-	2.24
11	2A		3.63 x	0.10	0	0	0	1	0	1	0	-	-	3.73
12	CSSp3		2.60	0.20	0	0	1	1	0	1	0	-	-	2.80
62.27													65.55	
Program Components				Factor										
Skating Skills				2.00	6.25	6.00	5.50	6.25	6.50	6.75	6.50	-	-	6.30
Transitions / Linking Footwork / Movement				2.00	6.00	6.00	5.00	6.00	6.50	6.50	5.75	-	-	6.05
Performance / Execution				2.00	6.25	6.00	5.75	6.00	6.75	6.50	6.25	-	-	6.20
Choreography / Composition				2.00	6.25	6.50	5.75	6.00	7.00	6.75	6.00	-	-	6.30
Interpretation				2.00	6.25	6.25	5.50	5.75	6.75	6.50	6.25	-	-	6.20
Judges Total Program Component Score (factored)														62.10
Deductions:														0.00

Rank	Name	NOC	Starting Number	Total Segment Score	Total Element Score	Program Score (factored)	Total Component Score (factored)	Total Deductions						
2	Daniel GRASSL	ITA	13	114.89	55.49		59.40	0.00						
#	Executed Elements	Info	Base Value	GOE	J1	J2	J3	J4	J5	J6	J7	J8	J9	Scores of Panel
1	1A		1.10	-0.60	-3	-3	-2	-3	-3	-3	-3	-	-	0.50
2	FCCoSp3		3.00	0.50	1	1	1	1	2	1	1	-	-	3.50
3	StSq2		2.60	0.50	1	1	1	1	1	1	1	-	-	3.10
4	2A		3.63 x	0.20	0	0	-1	1	1	0	1	-	-	3.83
5	3Lz+3T<	!	9.90 x	-1.12	-1	-1	-2	-1	-2	-2	-2	-	-	8.78
6	3F+1Lo+3S<	!	9.79 x	-1.12	-1	-1	-2	-1	-2	-2	-2	-	-	8.67
7	3F+2T	!	7.26 x	-0.70	-1	-1	-1	-1	0	-1	-1	-	-	6.56
8	CSSp4		3.00	0.50	1	1	2	0	1	1	1	-	-	3.50
9	3Lz	!	6.60 x	-0.70	-1	-1	-1	-1	-1	-1	-1	-	-	5.90
10	3Lo<	<	3.96 x	-0.84	-1	-2	-2	-1	-1	-1	-1	-	-	3.12
11	2A		3.63 x	0.00	0	0	-1	0	0	0	0	-	-	3.63
12	CCoSp4		3.50	0.90	-2	2	2	1	2	2	2	-	-	4.40
57.97													55.49	
Program Components				Factor										
Skating Skills				2.00	6.00	6.00	3.75	6.00	5.75	6.00	5.50	-	-	5.85
Transitions / Linking Footwork / Movement				2.00	6.00	5.75	4.50	5.50	5.75	5.75	6.00	-	-	5.75
Performance / Execution				2.00	6.25	6.00	5.25	5.75	6.25	5.75	6.75	-	-	6.00
Choreography / Composition				2.00	6.50	6.25	5.25	6.00	6.00	6.00	6.25	-	-	6.10
Interpretation				2.00	6.00	6.50	5.50	6.00	6.00	5.50	6.50	-	-	6.00
Judges Total Program Component Score (factored)														59.40
Deductions:														0.00



Judges Details per Skater

Rank	Name	NOC	Starting Number	Total Segment Score	Total Element Score	Program Score (factored)	Total Component Score (factored)	Total Deductions							
3	Adam SIAO HIM FA	FRA	7	102.20	51.70		51.50	-1.00							
#	Executed Elements	Info	Base Value	GOE	J1	J2	J3	J4	J5	J6	J7	J8	J9	Scores of Panel	
1	3A		8.50	-3.00	-3	-3	-3	-3	-3	-3	-3	-	-	5.50	
2	3Lz+1Lo+3S		10.90	0.56	1	0	1	1	1	0	1	-	-	11.46	
3	3T+3T		8.60	0.14	0	0	1	0	1	0	0	-	-	8.74	
4	FCCoSp4		3.50	-0.06	0	0	-1	0	1	0	-1	-	-	3.44	
5	3Lo		5.10	0.00	0	0	0	0	1	0	0	-	-	5.10	
6	2Lz		2.31 x	0.00	0	0	0	0	0	-1	0	-	-	2.31	
7	CCoSp3V		2.50	0.00	0	0	0	0	0	-1	0	-	-	2.50	
8	3F		5.83 x	-0.28	0	0	-1	0	0	-1	-1	-	-	5.55	
9	1A		1.21 x	-0.04	0	0	0	-1	0	-1	0	-	-	1.17	
10	StSq2		2.60	-0.30	0	0	-1	-1	0	-1	-1	-	-	2.30	
11	2A		3.63 x	0.00	0	0	-1	0	0	0	0	-	-	3.63	
12	CSSp		0.00	0.00	-	-	-	-	-	-	-	-	-	0.00	
54.68														51.70	
Program Components				Factor											
Skating Skills				2.00	5.25	5.50	4.75	5.50	5.75	5.50	4.75	-	-		5.30
Transitions / Linking Footwork / Movement				2.00	5.00	5.25	4.00	5.00	5.00	5.00	4.50	-	-		4.90
Performance / Execution				2.00	5.25	5.50	4.50	5.00	5.50	5.25	5.25	-	-		5.25
Choreography / Composition				2.00	5.25	5.50	4.25	5.25	5.25	5.50	5.00	-	-		5.25
Interpretation				2.00	5.00	5.25	3.75	4.50	5.50	5.25	5.25	-	-		5.05
Judges Total Program Component Score (factored)														51.50	
Deductions:				Falls:	-1.00									-1.00	

Rank	Name	NOC	Starting Number	Total Segment Score	Total Element Score	Program Score (factored)	Total Component Score (factored)	Total Deductions							
4	Nika EGADZE	GEO	9	101.47	50.57		52.90	-2.00							
#	Executed Elements	Info	Base Value	GOE	J1	J2	J3	J4	J5	J6	J7	J8	J9	Scores of Panel	
1	3Lz+2T		7.30	0.28	0	0	0	0	1	1	1	-	-	7.58	
2	3F		5.30	0.14	0	0	0	0	1	1	0	-	-	5.44	
3	3Lo		5.10	0.00	0	0	0	0	0	1	0	-	-	5.10	
4	2A		3.30	0.20	0	0	0	1	0	1	1	-	-	3.50	
5	FCSp2		2.30	0.00	-1	0	0	0	0	0	0	-	-	2.30	
6	CSSp2		2.30	0.50	0	0	2	1	1	2	1	-	-	2.80	
7	StSq2		2.60	0.00	0	0	0	0	0	0	0	-	-	2.60	
8	3Lo+2T		7.04 x	0.00	0	0	-1	0	0	0	0	-	-	7.04	
9	3Lz		6.60 x	-0.56	-1	0	-1	-1	-1	0	-1	-	-	6.04	
10	2A		3.63 x	-1.50	-3	-3	-3	-3	-3	-3	-3	-	-	2.13	
11	CCoSp		0.00	0.00	-	-	-	-	-	-	-	-	-	0.00	
12	3S+3T<	<	8.14 x	-2.10	-3	-3	-3	-3	-3	-3	-3	-	-	6.04	
53.61														50.57	
Program Components				Factor											
Skating Skills				2.00	5.00	5.50	4.25	5.50	5.75	6.25	5.75	-	-		5.50
Transitions / Linking Footwork / Movement				2.00	4.50	5.00	3.75	5.25	5.50	6.00	5.25	-	-		5.10
Performance / Execution				2.00	4.50	5.00	3.75	5.50	5.75	6.00	5.50	-	-		5.25
Choreography / Composition				2.00	5.25	5.25	3.50	5.25	5.50	6.25	5.25	-	-		5.30
Interpretation				2.00	4.75	5.00	3.25	5.25	5.75	6.00	5.75	-	-		5.30
Judges Total Program Component Score (factored)														52.90	
Deductions:				Falls:	-2.00									-2.00	



Judges Details per Skater

Rank	Name				NOC	Starting Number					Total Segment Score	Total Element Score	Program Component Score (factored)	Total Deductions									
5	Yakau ZENKO				BLR	10					98.35	45.35	53.00	0.00									
#	Executed Elements	Info	Base Value	GOE	J1	J2	J3	J4	J5	J6	J7	J8	J9	Scores of Panel									
1	3S+3T		8.70	0.28	1	0	1	0	1	0	0	-	-	8.98									
2	3F+2T	!	6.60	-0.70	-1	-1	-1	-1	-1	-1	-2	-	-	5.90									
3	2Lo<<	<<	0.50	-0.30	-2	-3	-3	-3	-3	-3	-3	-	-	0.20									
4	FCSp3		2.80	0.00	0	0	0	0	0	0	0	-	-	2.80									
5	CSSp3		2.60	0.30	0	1	1	0	1	0	1	-	-	2.90									
6	3Lz		6.60 x	-1.40	-2	-2	-2	-2	-2	-3	-2	-	-	5.20									
7	2F	!	2.09 x	-0.30	-1	-1	-1	-1	-1	-1	-2	-	-	1.79									
8	2Lz+2T+2Lo		5.72 x	0.00	0	0	1	0	0	0	0	-	-	5.72									
9	2A		3.63 x	-0.30	-1	0	-1	0	-1	-1	0	-	-	3.33									
10	2A		3.63 x	-1.10	-2	-2	-2	-2	-2	-3	-3	-	-	2.53									
11	StSq3		3.30	0.00	0	0	1	0	0	0	0	-	-	3.30									
12	CCoSp4V		3.00	-0.30	-1	-1	0	-1	-1	-1	-1	-	-	2.70									
													49.17	45.35									
Program Components													Factor										
Skating Skills													2.00	5.50	5.50	5.50	5.25	5.75	5.50	5.50	-	-	5.55
Transitions / Linking Footwork / Movement													2.00	5.00	5.00	5.25	5.25	5.25	5.50	5.00	-	-	5.15
Performance / Execution													2.00	5.25	5.25	5.00	5.00	5.50	5.50	5.25	-	-	5.25
Choreography / Composition													2.00	5.50	5.50	4.50	5.25	5.50	5.75	5.00	-	-	5.35
Interpretation													2.00	5.25	5.25	4.75	5.00	5.50	5.25	5.25	-	-	5.20
Judges Total Program Component Score (factored)																							53.00
Deductions:																							0.00

Rank	Name				NOC	Starting Number					Total Segment Score	Total Element Score	Program Component Score (factored)	Total Deductions									
6	Aleksandr SELEVKO				EST	11					93.70	37.90	56.80	-1.00									
#	Executed Elements	Info	Base Value	GOE	J1	J2	J3	J4	J5	J6	J7	J8	J9	Scores of Panel									
1	2A		3.30	0.80	0	1	2	1	2	2	2	-	-	4.10									
2	1F		0.50	-0.10	-1	-1	-1	-1	0	-2	-1	-	-	0.40									
3	1Lz		0.60	-0.04	-1	-1	0	-1	0	0	0	-	-	0.56									
4	CSSp4		3.00	0.60	1	1	2	0	2	1	1	-	-	3.60									
5	StSq3		3.30	0.60	0	1	2	1	1	1	2	-	-	3.90									
6	2Lo		1.98 x	0.00	0	0	1	0	0	0	0	-	-	1.98									
7	3Lo		5.61 x	-0.14	0	0	-1	0	0	-1	0	-	-	5.47									
8	3T+3T		9.46 x	-2.10	-3	-3	-2	-3	-3	-3	-3	-	-	7.36									
9	2S+2T		2.86 x	-0.04	0	0	0	0	0	-1	-1	-	-	2.82									
10	2A		3.63 x	-0.80	-2	-1	-2	-2	-1	-1	-2	-	-	2.83									
11	CCoSp2		2.50	-0.30	-1	-1	-1	0	-1	-2	-1	-	-	2.20									
12	FCSp3		2.80	-0.12	-1	0	0	0	0	-1	-1	-	-	2.68									
													39.54	37.90									
Program Components													Factor										
Skating Skills													2.00	5.00	5.25	6.00	5.75	6.50	6.00	5.25	-	-	5.65
Transitions / Linking Footwork / Movement													2.00	4.25	5.00	6.00	5.50	6.25	6.00	5.25	-	-	5.55
Performance / Execution													2.00	4.50	4.75	6.00	5.00	6.25	6.25	5.75	-	-	5.55
Choreography / Composition													2.00	4.75	5.00	6.00	5.25	6.50	6.25	5.75	-	-	5.65
Interpretation													2.00	4.50	5.50	6.25	6.00	6.75	6.25	6.00	-	-	6.00
Judges Total Program Component Score (factored)																							56.80
Deductions:																							-1.00
													Falls:	-1.00									



Judges Details per Skater

Rank	Name				NOC	Starting Number					Total Segment Score	Total Element Score	Program Component Score (factored)	Total Deductions	
7	Basar OKTAR				TUR	12					91.91	41.31	52.60	-2.00	
#	Executed Elements	Info	Base Value	GOE	J1	J2	J3	J4	J5	J6	J7	J8	J9	Scores of Panel	
1	3Lz+3T		10.30	-1.40	-2	-2	-2	-2	-2	-3	-2	-	-	8.90	
2	3S		4.40	-1.82	-3	-2	-2	-2	-3	-3	-3	-	-	2.58	
3	CCoSp4		3.50	0.30	0	0	1	1	2	0	1	-	-	3.80	
4	CSSp3		2.60	0.10	0	0	0	1	1	0	0	-	-	2.70	
5	StSq3		3.30	0.30	1	0	1	1	0	0	1	-	-	3.60	
6	2A+2T		5.06 x	-0.10	0	0	-1	1	0	0	-1	-	-	4.96	
7	3F		5.83 x	-2.10	-3	-3	-3	-3	-3	-3	-3	-	-	3.73	
8	3T		4.73 x	0.00	0	0	0	1	0	0	0	-	-	4.73	
9	2Lo+2T		3.41 x	-0.06	0	0	-1	0	0	-1	0	-	-	3.35	
10	3F<+REP	<	2.85 x	-2.10	-3	-3	-3	-3	-3	-3	-3	-	-	0.75	
11	1A		1.21 x	-0.52	-3	-3	-2	-2	-2	-3	-3	-	-	0.69	
12	FCCoSp2V		2.00	-0.48	0	-2	-2	-1	-1	-2	-2	-	-	1.52	
													49.19	41.31	
Program Components				Factor											
Skating Skills				2.00	5.25	5.25	5.25	6.00	5.75	5.50	4.75	-	-	5.40	
Transitions / Linking Footwork / Movement				2.00	4.75	5.00	4.75	5.50	5.50	5.25	5.00	-	-	5.10	
Performance / Execution				2.00	5.00	5.00	5.25	5.50	5.25	5.50	4.75	-	-	5.20	
Choreography / Composition				2.00	5.25	5.50	4.75	6.00	5.75	5.50	5.00	-	-	5.40	
Interpretation				2.00	5.00	5.25	5.00	6.00	5.50	5.25	4.75	-	-	5.20	
Judges Total Program Component Score (factored)														52.60	
Deductions:				Falls:	-2.00										-2.00

Rank	Name				NOC	Starting Number					Total Segment Score	Total Element Score	Program Component Score (factored)	Total Deductions	
8	Luke DIGBY				GBR	8					91.48	43.78	48.70	-1.00	
#	Executed Elements	Info	Base Value	GOE	J1	J2	J3	J4	J5	J6	J7	J8	J9	Scores of Panel	
1	3Lz+1T		6.40	0.00	0	0	0	0	0	0	0	-	-	6.40	
2	3F	!	5.30	-1.82	-2	-3	-2	-3	-2	-3	-3	-	-	3.48	
3	2A+2S+SEQ		3.68	0.00	0	0	0	0	0	0	0	-	-	3.68	
5	CCoSp4		3.50	0.00	0	1	0	0	0	0	0	-	-	3.50	
6	3Lo		5.10	-0.98	-1	-1	-2	-2	-1	-2	-1	-	-	4.12	
7	3Lz		6.60 x	-2.10	-3	-3	-3	-3	-3	-3	-3	-	-	4.50	
8	2F+2T	!	3.52 x	-0.36	-1	-1	-2	-1	-2	-1	-1	-	-	3.16	
9	StSq1		1.80	0.00	0	0	0	0	0	0	0	-	-	1.80	
10	FCSp2		2.30	-0.12	0	-1	-1	-1	0	0	0	-	-	2.18	
11	3T		4.73 x	0.00	0	0	0	0	0	0	0	-	-	4.73	
12	2A		3.63 x	0.00	0	0	0	0	0	0	0	-	-	3.63	
13	CSSp3		2.60	0.00	0	0	1	0	0	0	0	-	-	2.60	
													49.16	43.78	
Program Components				Factor											
Skating Skills				2.00	5.00	5.00	5.25	5.50	5.25	5.25	5.00	-	-	5.15	
Transitions / Linking Footwork / Movement				2.00	4.50	5.00	4.25	5.25	4.75	4.50	4.25	-	-	4.60	
Performance / Execution				2.00	5.00	4.75	4.50	5.00	5.00	4.75	5.00	-	-	4.90	
Choreography / Composition				2.00	5.25	5.25	4.50	5.00	5.25	5.00	4.50	-	-	5.00	
Interpretation				2.00	4.00	5.00	4.25	5.25	5.25	4.50	4.50	-	-	4.70	
Judges Total Program Component Score (factored)														48.70	
Deductions:				Falls:	-1.00										-1.00



Judges Details per Skater

Rank	Name				NOC	Starting Number					Total Segment Score	Total Element Score	Program Component Score (factored)	Total Deductions
9	Yan TKALICH				UKR	5					88.17	40.67	48.50	-1.00
#	Executed Elements	Info	Base Value	GOE	J1	J2	J3	J4	J5	J6	J7	J8	J9	Scores of Panel
1	3F+1Lo<+3S<	!	8.80	-1.40	-1	-1	-2	-2	-2	-3	-3	-	-	7.40
2	3Lz		6.00	0.00	0	0	0	0	0	0	0	-	-	6.00
3	3F	!	5.30	-0.70	-1	-1	-1	-1	-2	-1	-1	-	-	4.60
4	3Lo<	<	3.60	-2.10	-3	-3	-3	-3	-3	-3	-3	-	-	1.50
5	FCSp2		2.30	0.00	0	0	0	0	0	0	-1	-	-	2.30
6	3T+2T		6.16 x	-1.12	-1	-1	-2	-1	-2	-2	-2	-	-	5.04
7	3S<	<	3.41 x	-1.68	-2	-2	-2	-2	-3	-3	-3	-	-	1.73
8	2A		3.63 x	-0.50	-1	-1	-1	0	-1	-1	-1	-	-	3.13
9	2A		3.63 x	-1.00	-1	-2	-2	-2	-2	-3	-2	-	-	2.63
10	CSSp3		2.60	0.00	0	0	-1	0	0	0	0	-	-	2.60
11	StSq1		1.80	-0.06	0	0	-1	-1	0	0	0	-	-	1.74
12	CCoSp2V		2.00	0.00	1	0	0	0	0	0	0	-	-	2.00
													49.23	40.67
Program Components				Factor										
Skating Skills				2.00	5.50	5.00	4.00	4.50	5.50	5.75	5.25	-	-	5.15
Transitions / Linking Footwork / Movement				2.00	4.75	4.75	3.00	3.75	5.25	5.25	4.00	-	-	4.50
Performance / Execution				2.00	5.00	4.75	3.25	4.25	5.25	5.50	5.00	-	-	4.85
Choreography / Composition				2.00	5.25	5.00	3.25	4.00	5.50	5.75	4.50	-	-	4.85
Interpretation				2.00	5.00	4.75	2.75	4.25	5.50	5.50	5.00	-	-	4.90
Judges Total Program Component Score (factored)														48.50
Deductions:				Falls:	-1.00									-1.00
Costume/Prop violation:				(2 of 8)										

Rank	Name				NOC	Starting Number					Total Segment Score	Total Element Score	Program Component Score (factored)	Total Deductions
10	Nikolaj MAJOROV				SWE	6					81.02	37.12	45.90	-2.00
#	Executed Elements	Info	Base Value	GOE	J1	J2	J3	J4	J5	J6	J7	J8	J9	Scores of Panel
1	3F	!	5.30	-0.70	-1	-1	0	-1	-1	-1	-1	-	-	4.60
2	3Lo		5.10	0.14	0	0	1	0	1	-1	0	-	-	5.24
3	3T		4.30	-0.70	-1	-1	-1	-1	-1	-1	0	-	-	3.60
4	CCoSp4		3.50	0.00	0	0	0	0	0	0	1	-	-	3.50
5	StSq2		2.60	0.40	0	0	1	1	1	1	1	-	-	3.00
6	2Lz+2T		3.74 x	-0.66	-2	-3	-2	-2	-2	-3	-2	-	-	3.08
7	3S+2T+2T*	*	6.27 x	-0.14	-3	0	0	0	1	0	-1	-	-	6.13
8	3S		4.84 x	-2.10	-3	-3	-3	-3	-3	-3	-3	-	-	2.74
9	2A		3.63 x	-1.50	-3	-3	-3	-3	-2	-3	-3	-	-	2.13
10	CSSp4		3.00	0.10	0	0	1	0	1	0	0	-	-	3.10
													42.28	37.12
Program Components				Factor										
Skating Skills				2.00	5.25	5.25	5.75	5.00	5.50	5.00	5.75	-	-	5.35
Transitions / Linking Footwork / Movement				2.00	5.00	5.00	4.25	4.75	4.75	4.00	4.25	-	-	4.60
Performance / Execution				2.00	4.25	5.00	4.25	3.25	4.00	4.25	3.00	-	-	4.00
Choreography / Composition				2.00	5.25	5.25	4.00	4.50	4.25	4.50	4.50	-	-	4.60
Interpretation				2.00	5.00	5.25	4.25	3.00	4.75	4.00	4.00	-	-	4.40
Judges Total Program Component Score (factored)														45.90
Deductions:				Falls:	-1.00									-2.00
					Interruption in excess: -1.00									



Judges Details per Skater

Rank	Name	NOC	Starting Number	Total Segment Score	Total Element Score	Program Score (factored)	Total Component Score (factored)	Total Deductions						
11	Simon FUKAS	SVK	3	80.51	33.91		48.60	-2.00						
#	Executed Elements	Info	Base Value	GOE	J1	J2	J3	J4	J5	J6	J7	J8	J9	Scores of Panel
1	2A+2T		4.60	0.30	1	0	1	1	0	0	1	-	-	4.90
2	3S<	<	3.10	-1.82	-2	-2	-3	-2	-3	-3	-3	-	-	1.28
3	2F		1.90	0.12	0	0	1	1	0	0	1	-	-	2.02
4	FSSp4		3.00	0.30	0	0	1	1	1	0	1	-	-	3.30
5	3T<	<	3.00	-2.10	-3	-3	-3	-3	-3	-3	-3	-	-	0.90
6	2Lz+2T+2Lo		5.20	0.00	0	0	0	0	0	1	0	-	-	5.20
7	FCCoSp3		3.00	-0.18	-1	0	-1	0	0	-1	-1	-	-	2.82
8	2Lz		2.31	x 0.18	0	0	1	1	1	0	1	-	-	2.49
9	2A		3.63	x -1.50	-3	-3	-3	-3	-3	-3	-3	-	-	2.13
10	StSq2		2.60	-0.10	0	0	0	0	0	-1	-1	-	-	2.50
11	2F+2Lo	!	4.07	x -0.30	-1	-1	-1	0	-1	-1	-1	-	-	3.77
12	CCoSp2		2.50	0.10	0	0	1	0	1	0	0	-	-	2.60
			38.91										33.91	
Program Components			Factor											
Skating Skills			2.00	4.00	4.75	5.25	5.25	5.25	5.25	5.25	4.75	-	-	5.05
Transitions / Linking Footwork / Movement			2.00	3.50	4.50	4.50	4.75	5.00	4.75	4.50	-	-	4.60	
Performance / Execution			2.00	3.75	4.75	4.75	5.00	5.00	5.00	4.75	-	-	4.85	
Choreography / Composition			2.00	4.00	4.75	4.50	5.25	5.50	5.25	4.50	-	-	4.85	
Interpretation			2.00	3.75	5.00	4.75	5.25	5.25	5.25	4.50	-	-	4.95	
Judges Total Program Component Score (factored)													48.60	
Deductions:			Falls:	-2.00									-2.00	

Rank	Name	NOC	Starting Number	Total Segment Score	Total Element Score	Program Score (factored)	Total Component Score (factored)	Total Deductions						
12	Alexander ZLATKOV	BUL	1	73.96	34.76		41.20	-2.00						
#	Executed Elements	Info	Base Value	GOE	J1	J2	J3	J4	J5	J6	J7	J8	J9	Scores of Panel
1	3Lo+1T		5.50	-1.40	-2	-2	-1	-2	-2	-2	-2	-	-	4.10
2	3F	!	5.30	-2.10	-3	-3	-3	-3	-3	-3	-3	-	-	3.20
3	3Lo		5.10	-2.10	-3	-3	-3	-3	-3	-3	-3	-	-	3.00
4	3S+2T		5.70	0.00	0	0	0	0	0	0	0	-	-	5.70
5	2A		3.30	-0.50	-1	-1	-2	-1	-1	-1	-1	-	-	2.80
6	FSSp3		2.60	0.00	0	0	0	0	0	0	0	-	-	2.60
7	StSq2		2.60	-0.10	0	0	0	0	-1	-1	0	-	-	2.50
8	2F+2T	!	3.52	x -0.30	-1	-1	0	-1	-1	-1	-1	-	-	3.22
9	FCCoSp2		2.50	0.50	1	1	1	1	0	1	1	-	-	3.00
10	1A+2T*+1Lo<<+REP	*	0.85	x -0.52	-2	-3	-1	-3	-2	-3	-3	-	-	0.33
11	2Lz		2.31	x 0.00	0	0	0	0	-1	0	0	-	-	2.31
12	CCoSp2V		2.00	0.00	0	0	0	0	0	0	1	-	-	2.00
			41.28										34.76	
Program Components			Factor											
Skating Skills			2.00	3.50	4.50	4.25	4.50	4.75	4.75	4.25	-	-	4.45	
Transitions / Linking Footwork / Movement			2.00	2.75	4.25	4.00	4.00	4.50	4.00	3.25	-	-	3.90	
Performance / Execution			2.00	3.25	4.25	4.00	4.25	4.50	4.50	4.00	-	-	4.20	
Choreography / Composition			2.00	3.50	4.75	3.50	4.25	4.75	4.50	3.50	-	-	4.10	
Interpretation			2.00	3.00	4.25	3.50	4.00	4.75	4.25	3.75	-	-	3.95	
Judges Total Program Component Score (factored)													41.20	
Deductions:			Falls:	-2.00									-2.00	



Judges Details per Skater

Rank	Name				NOC	Starting Number				Total Segment Score	Total Element Score	Program Component Score (factored)			Total Deductions
13	Kornel WITKOWSKI				POL	4				57.15	25.85	37.30			-6.00
#	Executed Elements	Info	Base Value	GOE	J1	J2	J3	J4	J5	J6	J7	J8	J9	Scores of Panel	
1	3Lo<<	<<	1.80	-0.84	-2	-3	-3	-3	-2	-3	-3	-	-	0.96	
2	3T		4.30	-2.10	-3	-3	-3	-3	-3	-3	-3	-	-	2.20	
3	3T+2T		5.60	-2.10	-3	-3	-3	-3	-3	-3	-3	-	-	3.50	
4	FCCoSp1V		1.70	-0.36	0	-1	-2	-1	-1	-1	-2	-	-	1.34	
5	3S<	<	3.10	-2.10	-3	-3	-3	-3	-3	-3	-3	-	-	1.00	
6	3S<+REP	<	2.39 x	-2.10	-3	-3	-3	-3	-3	-3	-3	-	-	0.29	
7	2Lz+2Lo+1Lo		4.84 x	-0.48	-1	-1	-2	-2	-2	-1	-2	-	-	4.36	
8	FSSp3		2.60	0.00	0	0	-1	0	0	0	0	-	-	2.60	
9	StSq2		2.60	-0.30	0	0	-1	0	-1	-1	-1	-	-	2.30	
10	2A		3.63 x	-1.50	-3	-3	-3	-3	-3	-3	-3	-	-	2.13	
11	2A		3.63 x	-0.30	-1	-1	-2	0	0	0	-1	-	-	3.33	
12	CSSp1		1.90	-0.06	0	0	-1	0	-1	0	0	-	-	1.84	
38.09														25.85	
Program Components					Factor										
Skating Skills					2.00	3.50	3.50	3.50	4.25	4.75	4.75	2.75	-	-	3.90
Transitions / Linking Footwork / Movement					2.00	3.00	3.25	3.50	3.75	4.50	4.25	2.25	-	-	3.55
Performance / Execution					2.00	2.75	3.25	3.75	3.75	4.25	4.25	3.00	-	-	3.60
Choreography / Composition					2.00	3.50	3.75	3.50	4.25	4.75	4.75	2.75	-	-	3.95
Interpretation					2.00	3.00	3.75	3.25	4.00	4.75	4.25	3.00	-	-	3.65
Judges Total Program Component Score (factored)															37.30
Deductions:					Time violation: -1.00					Falls: -5.00					-6.00

Rank	Name				NOC	Starting Number				Total Segment Score	Total Element Score	Program Component Score (factored)			Total Deductions
14	Andrei TANASE				ROU	2				43.94	18.84	26.10			-1.00
#	Executed Elements	Info	Base Value	GOE	J1	J2	J3	J4	J5	J6	J7	J8	J9	Scores of Panel	
1	2A		3.30	-1.50	-3	-3	-3	-3	-3	-3	-3	-	-	1.80	
2	2F+1Lo<+2S	!	3.60	-0.60	-2	-1	-2	-2	-2	-2	-2	-	-	3.00	
3	2Lz+2T<<	<<	2.50	-0.84	-2	-3	-2	-3	-3	-3	-3	-	-	1.66	
4	2Lz+2T		3.40	-0.12	0	0	-2	0	-1	0	-1	-	-	3.28	
5	FCCoSp		0.00	0.00	-	-	-	-	-	-	-	-	-	0.00	
6	2F		1.90	-0.30	-1	-1	-2	-1	-1	-1	-1	-	-	1.60	
7	StSq1		1.80	-0.60	-2	-2	-2	-1	-2	-2	-2	-	-	1.20	
8	2Lo		1.98 x	-0.30	-1	-1	-1	-1	-1	-1	-1	-	-	1.68	
9	2S		1.43 x	-0.40	-2	-1	-2	-3	-2	-2	-2	-	-	1.03	
10	CCoSp1V		1.70	-0.72	-2	-2	-3	-3	-2	-3	-2	-	-	0.98	
11	1Lo		0.55 x	0.00	0	0	-1	0	0	0	0	-	-	0.55	
12	CSSp2		2.30	-0.24	-1	-1	-2	0	-1	-1	0	-	-	2.06	
24.46														18.84	
Program Components					Factor										
Skating Skills					2.00	2.75	3.00	2.00	3.50	3.00	3.00	2.25	-	-	2.80
Transitions / Linking Footwork / Movement					2.00	2.00	2.25	2.00	2.75	2.75	2.75	1.75	-	-	2.35
Performance / Execution					2.00	2.00	2.50	2.25	2.75	3.00	3.00	2.00	-	-	2.50
Choreography / Composition					2.00	3.00	3.00	2.00	3.00	3.25	3.00	1.50	-	-	2.80
Interpretation					2.00	2.25	2.50	2.25	3.00	3.00	3.00	1.50	-	-	2.60
Judges Total Program Component Score (factored)															26.10
Deductions:					Falls: -1.00										-1.00

LEGEND

GOE Grade of Execution x Credit for highlight distribution, base value multiplied by 1.1
 * Invalid element
 < Under-rotated jump



ISU Technical Panel and Panel of Judges

Technical Panel

Function	Name	
Technical Controller	Ms. Zanna KULIK	EST
Technical Specialist	Mr. Tunca UNLU	TUR
Assistant Technical Specialist	Mr. Artem KNYAZEV	UZB

Panel of Judges

Function	Name	
Referee	Ms. Senem AHISKAL	TUR
Judge No.1	Mr. Yury BALKOV	UKR
Judge No.2	Ms. Hanna THEN	POL
Judge No.3	Mr. Pekka LESKINEN	FIN
Judge No.4	Ms. Ece ESEN	TUR
Judge No.5	Ms. Alla SHEKHOVTSEVA	RUS
Judge No.6	Ms. Salome CHIGOGIDZE	GEO
Judge No.7	Ms. Mary CHAPMAN	GBR

Data / Replay Operators

Function	Name	
Data Operator	Mr. Cenap Mengü TUNCAY	TUR
Replay Operator	Mr. Dzianis SAROKIN	BLR



Segment Results

Rank	Name	NOC	Total Segment Score
1	Petr GUMENNIK	RUS	67.56
2	Daniel GRASSL	ITA	63.35
3	Basar OKTAR	TUR	62.20
4	Aleksandr SELEVKO	EST	55.03
5	Yakau ZENKO	BLR	54.08
6	Nika EGADZE	GEO	53.71
7	Luke DIGBY	GBR	49.32
8	Yan TKALICH	UKR	47.97
9	Adam SIAO HIM FA	FRA	44.19
10	Nikolaj MAJOROV	SWE	43.95
11	Alexander ZLATKOV	BUL	43.89
12	Simon FUKAS	SVK	42.84
13	Kornel WITKOWSKI	POL	41.16
14	Andrei TANASE	ROU	26.01



Ms. Senem AHISKAL, ISU
Referee



Ms. Zanna KULIK, ISU
Technical Controller



Judges Details per Skater

Rank	Name	NOC	Starting Number	Total Segment Score	Total Element Score	Program Score (factored)	Total Component Score (factored)	Total Deductions							
1	Petr GUMENNIK	RUS	4	67.56	36.46		31.10	0.00							
#	Executed Elements	Info	Base Value	GOE	J1	J2	J3	J4	J5	J6	J7	J8	J9	Scores of Panel	
1	3Lz+3T		10.30	0.98	1	1	1	2	2	2	1	-	-	11.28	
2	CCoSp4		3.50	0.50	0	1	1	1	2	1	1	-	-	4.00	
3	FCSp4		3.20	0.30	1	0	-1	1	2	1	0	-	-	3.50	
4	3Lo		5.61 x	0.84	1	1	1	1	2	2	1	-	-	6.45	
5	2A		3.63 x	0.30	1	1	0	2	0	1	0	-	-	3.93	
6	StSq3		3.30	0.50	0	2	1	1	1	1	1	-	-	3.80	
7	CSSp4		3.00	0.50	1	1	1	1	2	1	1	-	-	3.50	
			32.54										36.46		
Program Components			Factor												
Skating Skills			1.00	6.50	6.25	4.75	5.50	6.50	6.75	5.75	-	-	-	-	6.10
Transitions / Linking Footwork / Movement			1.00	6.25	6.25	5.50	5.75	6.50	6.75	5.50	-	-	-	-	6.05
Performance / Execution			1.00	6.75	6.25	5.50	6.00	6.75	6.50	5.75	-	-	-	-	6.25
Choreography / Composition			1.00	7.00	6.50	5.50	5.50	7.00	6.75	6.00	-	-	-	-	6.35
Interpretation			1.00	6.75	6.75	5.50	5.75	6.75	6.50	6.00	-	-	-	-	6.35
Judges Total Program Component Score (factored)														31.10	
Deductions:														0.00	

Rank	Name	NOC	Starting Number	Total Segment Score	Total Element Score	Program Score (factored)	Total Component Score (factored)	Total Deductions							
2	Daniel GRASSL	ITA	3	63.35	35.75		27.60	0.00							
#	Executed Elements	Info	Base Value	GOE	J1	J2	J3	J4	J5	J6	J7	J8	J9	Scores of Panel	
1	CSSp3		2.60	0.20	0	-1	0	0	1	1	1	-	-	2.80	
2	StSq3		3.30	0.50	1	1	0	1	1	1	1	-	-	3.80	
3	3Lz+3T		11.33 x	0.00	0	0	-1	0	0	0	0	-	-	11.33	
4	FCSp4		3.20	0.40	0	1	2	1	1	1	0	-	-	3.60	
5	3Lo		5.61 x	0.28	0	0	0	0	1	1	1	-	-	5.89	
6	2A		3.63 x	0.40	0	1	0	1	1	1	1	-	-	4.03	
7	CCoSp4		3.50	0.80	1	1	1	2	2	2	2	-	-	4.30	
			33.17										35.75		
Program Components			Factor												
Skating Skills			1.00	5.75	5.50	4.75	5.50	5.50	5.75	5.50	-	-	-	-	5.55
Transitions / Linking Footwork / Movement			1.00	5.25	5.50	5.00	5.25	5.50	5.50	5.25	-	-	-	-	5.35
Performance / Execution			1.00	5.75	5.50	5.25	5.00	5.75	5.75	6.25	-	-	-	-	5.60
Choreography / Composition			1.00	6.25	5.75	4.75	5.00	5.50	5.50	6.00	-	-	-	-	5.55
Interpretation			1.00	5.50	5.75	4.75	5.25	5.75	5.50	6.25	-	-	-	-	5.55
Judges Total Program Component Score (factored)														27.60	
Deductions:														0.00	



Judges Details per Skater

Rank	Name	NOC	Starting Number	Total Segment Score	Total Element Score	Program Component Score (factored)	Total Deductions								
3	Basar OKTAR	TUR	7	62.20	33.35	28.85	0.00								
#	Executed Elements	Info	Base Value	GOE	J1	J2	J3	J4	J5	J6	J7	J8	J9	Scores of Panel	
1	2A		3.30	0.30	0	0	1	1	1	0	1	-	-	3.60	
2	3Lz+3T		10.30	-0.56	-1	-1	-1	0	-1	0	-1	-	-	9.74	
3	FCSp4		3.20	0.20	0	0	1	2	1	0	0	-	-	3.40	
4	CCoSp4		3.50	0.00	0	0	-1	0	1	0	0	-	-	3.50	
5	StSq3		3.30	0.90	2	1	2	2	2	1	2	-	-	4.20	
6	3Lo		5.61 x	0.00	0	0	0	2	0	0	0	-	-	5.61	
7	CSSp4		3.00	0.30	1	0	0	1	1	0	1	-	-	3.30	
			32.21										33.35		
Program Components			Factor												
Skating Skills			1.00	6.25	5.25	5.50	5.75	6.25	5.75	5.50	-	-	-	-	5.75
Transitions / Linking Footwork / Movement			1.00	6.00	5.25	5.50	5.75	5.75	5.50	5.25	-	-	-	-	5.55
Performance / Execution			1.00	6.50	5.00	6.00	5.75	6.00	5.75	6.00	-	-	-	-	5.90
Choreography / Composition			1.00	6.25	5.50	5.50	6.00	5.75	5.75	5.75	-	-	-	-	5.75
Interpretation			1.00	6.25	5.25	5.75	6.25	6.00	5.50	6.00	-	-	-	-	5.90
Judges Total Program Component Score (factored)															28.85
Deductions:															0.00

Rank	Name	NOC	Starting Number	Total Segment Score	Total Element Score	Program Component Score (factored)	Total Deductions								
4	Aleksandr SELEVKO	EST	11	55.03	25.63	30.40	-1.00								
#	Executed Elements	Info	Base Value	GOE	J1	J2	J3	J4	J5	J6	J7	J8	J9	Scores of Panel	
1	2A		3.30	0.80	1	2	2	2	1	1	2	-	-	4.10	
2	3Lo		5.10	0.70	0	1	1	1	1	1	1	-	-	5.80	
3	CSSp4		3.00	0.50	1	1	1	1	1	1	1	-	-	3.50	
4	FCSp4		3.20	0.60	1	0	2	2	2	0	1	-	-	3.80	
5	1Lz*+3T<<	*	1.43 x	-0.60	-3	-3	-3	-3	-3	-3	-3	-	-	0.83	
6	StSq3		3.30	0.30	-1	0	1	0	1	1	1	-	-	3.60	
7	CCoSp4		3.50	0.50	1	1	0	1	2	0	2	-	-	4.00	
			22.83										25.63		
Program Components			Factor												
Skating Skills			1.00	5.50	6.00	6.00	6.25	6.50	6.00	6.00	-	-	-	-	6.05
Transitions / Linking Footwork / Movement			1.00	5.25	6.00	6.00	6.00	6.00	6.00	5.75	-	-	-	-	5.95
Performance / Execution			1.00	5.50	5.75	6.25	6.00	6.00	6.25	6.50	-	-	-	-	6.05
Choreography / Composition			1.00	5.75	6.00	6.00	6.25	6.25	6.25	6.00	-	-	-	-	6.10
Interpretation			1.00	5.50	6.50	6.25	6.25	6.25	6.25	6.25	-	-	-	-	6.25
Judges Total Program Component Score (factored)															30.40
Deductions:			Falls: -1.00												-1.00



Judges Details per Skater

Rank	Name	NOC	Starting Number	Total Segment Score	Total Element Score	Program Score (factored)	Total Component Score (factored)	Total Deductions							
5	Yakau ZENKO	BLR	6	54.08	27.88		26.20	0.00							
#	Executed Elements	Info	Base Value	GOE	J1	J2	J3	J4	J5	J6	J7	J8	J9	Scores of Panel	
1	3Lz+3T		10.30	0.42	1	1	2	0	0	0	1	-	-	10.72	
2	FCSp		0.00	0.00	-	-	-	-	-	-	-	-	-	0.00	
3	CCoSp4		3.50	0.00	1	0	0	0	0	0	0	-	-	3.50	
4	3Lo		5.61 x	-1.68	-2	-3	-2	-2	-2	-3	-3	-	-	3.93	
5	2A		3.63 x	-0.70	-1	-1	-2	-2	-1	-2	-1	-	-	2.93	
6	StSq3		3.30	0.50	1	0	1	1	1	1	1	-	-	3.80	
7	CSSp3		2.60	0.40	-1	1	1	1	1	0	1	-	-	3.00	
			28.94										27.88		
Program Components			Factor												
Skating Skills			1.00	5.25	5.00	5.75	5.25	5.50	5.75	4.75	-	-	-	-	5.35
Transitions / Linking Footwork / Movement			1.00	5.00	4.75	5.25	5.00	5.00	5.25	4.50	-	-	-	-	5.00
Performance / Execution			1.00	5.25	4.75	5.50	4.75	5.25	5.50	5.00	-	-	-	-	5.15
Choreography / Composition			1.00	5.50	5.00	5.50	5.50	5.50	5.75	5.25	-	-	-	-	5.45
Interpretation			1.00	5.00	5.25	6.00	5.00	5.50	5.50	5.00	-	-	-	-	5.25
Judges Total Program Component Score (factored)															26.20
Deductions:															0.00

Rank	Name	NOC	Starting Number	Total Segment Score	Total Element Score	Program Score (factored)	Total Component Score (factored)	Total Deductions							
6	Nika EGADZE	GEO	10	53.71	27.31		27.40	-1.00							
#	Executed Elements	Info	Base Value	GOE	J1	J2	J3	J4	J5	J6	J7	J8	J9	Scores of Panel	
1	2A		3.30	0.50	1	1	1	1	1	2	1	-	-	3.80	
2	CSSp4		3.00	0.20	0	0	-1	0	1	1	1	-	-	3.20	
3	StSq3		3.30	0.10	0	0	0	0	0	1	1	-	-	3.40	
4	3Lz+COMBO		6.60 x	-2.10	-3	-3	-3	-3	-3	-3	-3	-	-	4.50	
5	3Lo		5.61 x	0.70	1	1	1	1	1	2	1	-	-	6.31	
6	FCSp2		2.30	0.00	0	0	0	0	0	0	-1	-	-	2.30	
7	CCoSp4		3.50	0.30	-1	1	0	0	1	2	1	-	-	3.80	
			27.61										27.31		
Program Components			Factor												
Skating Skills			1.00	5.50	5.75	4.00	5.25	5.50	6.00	5.75	-	-	-	-	5.55
Transitions / Linking Footwork / Movement			1.00	5.25	5.00	4.50	5.25	5.25	5.75	5.50	-	-	-	-	5.25
Performance / Execution			1.00	5.25	5.50	4.25	5.50	5.25	5.75	6.00	-	-	-	-	5.45
Choreography / Composition			1.00	6.00	5.50	4.50	5.50	5.50	6.00	5.75	-	-	-	-	5.65
Interpretation			1.00	5.50	5.25	4.25	5.50	5.50	5.75	5.75	-	-	-	-	5.50
Judges Total Program Component Score (factored)															27.40
Deductions:			Falls: -1.00												-1.00



Judges Details per Skater

Rank	Name	NOC	Starting Number	Total Segment Score	Total Element Score	Program Score (factored)	Total Component Score (factored)	Total Deductions							
7	Luke DIGBY	GBR	9	49.32	24.77		24.55	0.00							
#	Executed Elements	Info	Base Value	GOE	J1	J2	J3	J4	J5	J6	J7	J8	J9	Scores of Panel	
1	2A		3.30	0.20	0	1	0	0	1	0	1	-	-	3.50	
2	3Lz+2T		7.30	0.00	0	0	1	0	0	0	0	-	-	7.30	
3	FCSp3		2.80	-0.12	0	0	-1	0	0	-1	-1	-	-	2.68	
4	3Lo		5.61	x -0.42	-1	0	0	1	-1	-2	-1	-	-	5.19	
5	CSSp3		2.60	0.00	0	0	0	0	0	0	1	-	-	2.60	
6	CCoSp1		2.00	0.00	0	0	1	0	-1	0	0	-	-	2.00	
7	StSqB		1.50	0.00	0	0	0	0	0	0	-1	-	-	1.50	
25.11														24.77	
Program Components				Factor											
Skating Skills				1.00	5.25	5.50	4.75	4.75	5.25	5.00	5.25	-	-		5.10
Transitions / Linking Footwork / Movement				1.00	4.50	5.00	4.75	4.50	4.75	4.75	5.00	-	-		4.75
Performance / Execution				1.00	4.75	5.25	4.50	4.50	5.00	4.75	5.50	-	-		4.85
Choreography / Composition				1.00	5.25	5.25	4.50	4.75	5.25	5.00	4.75	-	-		5.00
Interpretation				1.00	5.00	5.00	4.50	4.25	5.00	4.75	5.00	-	-		4.85
Judges Total Program Component Score (factored)														24.55	
Deductions:														0.00	

Rank	Name	NOC	Starting Number	Total Segment Score	Total Element Score	Program Score (factored)	Total Component Score (factored)	Total Deductions							
8	Yan TKALICH	UKR	12	47.97	21.97		26.00	0.00							
#	Executed Elements	Info	Base Value	GOE	J1	J2	J3	J4	J5	J6	J7	J8	J9	Scores of Panel	
1	3F+3T<	<	8.30	-1.26	-1	-2	-2	-2	-1	-2	-2	-	-	7.04	
2	3Lo<<<	<<	1.80	-0.90	-3	-3	-3	-3	-3	-3	-3	-	-	0.90	
3	FCSp3		2.80	-0.12	0	0	0	0	-1	-1	-2	-	-	2.68	
4	2A		3.63	x 0.00	0	0	-1	1	0	0	0	-	-	3.63	
5	CSSp4		3.00	0.10	1	0	0	0	1	0	0	-	-	3.10	
6	StSq1		1.80	0.50	1	1	1	1	1	1	1	-	-	2.30	
7	CCoSp2		2.50	-0.18	0	0	-1	-1	-1	0	-1	-	-	2.32	
23.83														21.97	
Program Components				Factor											
Skating Skills				1.00	5.50	5.50	4.25	4.50	5.75	5.75	4.75	-	-		5.20
Transitions / Linking Footwork / Movement				1.00	5.50	5.00	3.50	4.50	5.75	5.50	4.75	-	-		5.05
Performance / Execution				1.00	5.25	5.00	3.75	4.75	6.00	5.75	5.00	-	-		5.15
Choreography / Composition				1.00	6.00	5.50	4.25	4.75	5.75	5.75	5.00	-	-		5.35
Interpretation				1.00	5.75	5.50	4.00	4.50	6.00	5.50	5.00	-	-		5.25
Judges Total Program Component Score (factored)														26.00	
Deductions:														0.00	



Judges Details per Skater

Rank	Name	NOC	Starting Number	Total Segment Score	Total Element Score	Program Score (factored)	Total Component Score (factored)	Total Deductions							
9	Adam SIAO HIM FA	FRA	13	44.19	20.34		23.85	0.00							
#	Executed Elements	Info	Base Value	GOE	J1	J2	J3	J4	J5	J6	J7	J8	J9	Scores of Panel	
1	3Lz+3T		10.30	-0.84	-1	-1	-1	-1	-1	-2	-2	-	-	9.46	
2	1Lo*	*	0.00	0.00	-	-	-	-	-	-	-	-	-	0.00	
3	StSq2		2.60	0.00	0	0	0	0	0	0	-1	-	-	2.60	
4	FCSp2		2.30	0.00	0	0	0	0	0	-1	0	-	-	2.30	
5	A*	*	0.00	0.00	-	-	-	-	-	-	-	-	-	0.00	
6	CCoSp4		3.50	0.00	0	0	0	0	1	0	0	-	-	3.50	
7	CSSp3		2.60	-0.12	-1	-1	-1	0	0	0	0	-	-	2.48	
			21.30										20.34		
Program Components			Factor												
Skating Skills			1.00	5.00	4.75	4.25	4.50	5.50	5.25	4.75	-	-	-	-	4.85
Transitions / Linking Footwork / Movement			1.00	4.50	4.75	4.00	4.25	5.25	5.00	4.25	-	-	-	-	4.55
Performance / Execution			1.00	4.50	4.50	4.25	4.50	5.25	5.50	5.00	-	-	-	-	4.75
Choreography / Composition			1.00	5.25	4.75	4.00	4.50	5.25	5.50	4.50	-	-	-	-	4.85
Interpretation			1.00	5.00	5.00	4.00	4.25	5.50	5.25	4.75	-	-	-	4.85	
Judges Total Program Component Score (factored)															23.85
Deductions:															0.00

Rank	Name	NOC	Starting Number	Total Segment Score	Total Element Score	Program Component Score (factored)	Total Deductions								
10	Nikolaj MAJOROV	SWE	1	43.95	19.30	25.65	-1.00								
#	Executed Elements	Info	Base Value	GOE	J1	J2	J3	J4	J5	J6	J7	J8	J9	Scores of Panel	
1	3Lo		5.10	-1.40	-2	-2	-1	-2	-2	-2	-2	-	-	3.70	
2	3S+COMBO		4.40	-2.10	-3	-3	-3	-3	-3	-3	-3	-	-	2.30	
3	FCSp3		2.80	0.00	0	-1	0	0	0	0	0	-	-	2.80	
4	2A		3.30	-0.50	-1	-1	-1	-1	-1	-1	-1	-	-	2.80	
5	CCoSp3V		2.50	0.00	-1	0	0	0	0	0	0	-	-	2.50	
6	StSq2		2.60	0.30	1	1	1	1	0	1	0	-	-	2.90	
7	CSSp2		2.30	0.00	0	0	0	0	0	0	0	-	-	2.30	
			23.00										19.30		
Program Components			Factor												
Skating Skills			1.00	5.50	5.00	5.25	5.25	5.50	5.25	5.00	-	-	-	-	5.25
Transitions / Linking Footwork / Movement			1.00	5.25	5.25	5.00	4.75	5.25	4.75	4.50	-	-	-	-	5.00
Performance / Execution			1.00	5.75	4.75	5.00	4.50	5.00	4.75	5.25	-	-	-	-	4.95
Choreography / Composition			1.00	5.75	5.00	5.25	5.00	5.50	5.25	5.00	-	-	-	-	5.20
Interpretation			1.00	5.25	5.25	5.25	5.25	5.25	5.00	5.25	-	-	-	-	5.25
Judges Total Program Component Score (factored)															25.65
Deductions:			Falls: -1.00												-1.00



Judges Details per Skater

Rank	Name				NOC	Starting Number				Total Segment Score	Total Element Score	Program Component Score (factored)			Total Deductions									
11	Alexander ZLATKOV				BUL	14				43.89	20.19	23.70			0.00									
#	Executed Elements	Info	Base Value	GOE	J1	J2	J3	J4	J5	J6	J7	J8	J9	Scores of Panel										
1	2Lz<<+COMBO	<<	0.60	-0.30	-3	-3	-3	-3	-3	-3	-3	-	-	0.30										
2	3Lo		5.10	0.14	0	0	1	1	1	-2	-1	-	-	5.24										
3	FCSp2		2.30	0.10	0	0	2	1	0	0	0	-	-	2.40										
4	2A		3.63	x 0.00	0	0	-1	0	0	0	0	-	-	3.63										
5	CSSp4		3.00	-0.18	-1	0	0	0	-1	-1	-1	-	-	2.82										
6	StSq2		2.60	0.10	0	1	2	0	0	0	-1	-	-	2.70										
7	CCoSp3		3.00	0.10	1	0	0	0	1	0	0	-	-	3.10										
20.23														20.19										
Program Components														Factor										
Skating Skills														1.00	5.25	5.50	3.75	4.50	4.75	4.75	4.75	-	-	4.80
Transitions / Linking Footwork / Movement														1.00	4.75	5.00	4.50	4.75	4.50	4.50	4.50	-	-	4.60
Performance / Execution														1.00	5.00	5.00	4.75	4.25	4.75	4.50	5.00	-	-	4.80
Choreography / Composition														1.00	5.50	5.00	5.00	4.50	5.00	4.75	4.75	-	-	4.90
Interpretation														1.00	5.25	5.00	4.50	4.25	4.75	4.25	4.50	-	-	4.60
Judges Total Program Component Score (factored)																						23.70		
Deductions:																						0.00		

Rank	Name				NOC	Starting Number				Total Segment Score	Total Element Score	Program Component Score (factored)			Total Deductions									
12	Simon FUKAS				SVK	8				42.84	17.24	25.60			0.00									
#	Executed Elements	Info	Base Value	GOE	J1	J2	J3	J4	J5	J6	J7	J8	J9	Scores of Panel										
1	2A		3.30	0.00	0	0	0	0	0	0	0	-	-	3.30										
2	CCoSpBV		1.50	0.00	0	0	0	0	0	0	1	-	-	1.50										
3	StSq2		2.60	0.30	1	1	1	1	0	0	0	-	-	2.90										
4	3T<<+2T	<<	2.86	x -0.60	-3	-3	-3	-3	-3	-3	-3	-	-	2.26										
5	2Lo		1.98	x 0.12	0	0	1	1	0	1	0	-	-	2.10										
6	FCSp2		2.30	0.00	0	0	1	0	0	0	0	-	-	2.30										
7	CSSp4		3.00	-0.12	-1	0	-2	0	0	0	-1	-	-	2.88										
17.54														17.24										
Program Components														Factor										
Skating Skills														1.00	5.50	5.00	5.00	5.25	5.50	5.25	4.50	-	-	5.20
Transitions / Linking Footwork / Movement														1.00	5.00	4.75	5.00	4.75	5.00	4.75	4.25	-	-	4.85
Performance / Execution														1.00	5.50	5.00	4.75	5.25	5.25	5.25	4.75	-	-	5.10
Choreography / Composition														1.00	5.75	5.25	4.75	5.25	5.25	5.25	5.00	-	-	5.20
Interpretation														1.00	5.25	5.50	4.50	5.50	5.50	5.00	5.00	-	-	5.25
Judges Total Program Component Score (factored)																						25.60		
Deductions:																						0.00		



Judges Details per Skater

Rank	Name	NOC	Starting Number	Total Segment Score	Total Element Score	Program Score (factored)	Total Component Score (factored)	Total Deductions							
13	Kornel WITKOWSKI	POL	2	41.16	19.91		21.25	0.00							
#	Executed Elements	Info	Base Value	GOE	J1	J2	J3	J4	J5	J6	J7	J8	J9	Scores of Panel	
1	FCSp1		1.90	-0.12	0	0	-1	0	-1	-1	0	-	-	1.78	
2	3T+2T		5.60	0.00	0	0	0	0	0	0	-1	-	-	5.60	
3	3Lo<	<	3.60	-1.96	-2	-3	-3	-2	-3	-3	-3	-	-	1.64	
4	2A		3.63	x 0.20	1	0	-1	1	0	1	0	-	-	3.83	
5	CSSp4		3.00	-0.18	-1	-1	-1	-1	0	0	0	-	-	2.82	
6	StSq2		2.60	0.00	0	0	-2	0	0	0	0	-	-	2.60	
7	CCoSp2V		2.00	-0.36	-1	-1	-1	-2	-2	-1	-1	-	-	1.64	
			22.33										19.91		
Program Components			Factor												
Skating Skills			1.00	4.75	4.25	3.25	4.50	4.50	4.75	4.00	-	-	-	-	4.40
Transitions / Linking Footwork / Movement			1.00	4.25	4.25	3.50	4.75	4.25	4.25	3.75	-	-	-	-	4.15
Performance / Execution			1.00	4.50	4.00	3.00	4.50	4.00	4.50	3.50	-	-	-	-	4.10
Choreography / Composition			1.00	5.00	4.50	3.50	5.00	4.25	4.50	3.75	-	-	-	-	4.40
Interpretation			1.00	4.25	4.25	3.25	4.75	4.50	4.50	3.50	-	-	-	4.20	
Judges Total Program Component Score (factored)														21.25	
Deductions:														0.00	

Rank	Name	NOC	Starting Number	Total Segment Score	Total Element Score	Program Score (factored)	Total Component Score (factored)	Total Deductions							
14	Andrei TANASE	ROU	5	26.01	10.86		15.15	0.00							
#	Executed Elements	Info	Base Value	GOE	J1	J2	J3	J4	J5	J6	J7	J8	J9	Scores of Panel	
1	2A		3.30	-1.10	-3	-2	-2	-3	-2	-2	-2	-	-	2.20	
2	2Lz+2T*	*	2.10	-0.90	-3	-3	-3	-3	-3	-3	-3	-	-	1.20	
3	StSqB		1.50	-0.48	0	-1	-2	-2	-2	-1	-2	-	-	1.02	
4	CCoSp1		2.00	-0.72	-2	-2	-3	-3	-2	-2	-3	-	-	1.28	
5	2Lo		1.98	x -0.24	0	0	-1	-1	-1	-2	-1	-	-	1.74	
6	CSSp2		2.30	-0.30	0	-1	-2	-1	-1	-1	-1	-	-	2.00	
7	FCSp1		1.90	-0.48	-1	-2	-2	-1	-2	-1	-2	-	-	1.42	
			15.08										10.86		
Program Components			Factor												
Skating Skills			1.00	4.00	3.75	1.75	3.25	3.00	3.25	3.00	-	-	-	-	3.25
Transitions / Linking Footwork / Movement			1.00	3.25	3.50	2.00	2.75	3.25	3.00	2.25	-	-	-	-	2.90
Performance / Execution			1.00	3.25	3.50	2.00	3.50	3.00	3.00	2.50	-	-	-	-	3.05
Choreography / Composition			1.00	3.75	3.50	2.00	3.50	3.25	3.25	2.00	-	-	-	-	3.10
Interpretation			1.00	3.00	3.50	1.75	3.00	3.25	3.00	2.00	-	-	-	-	2.85
Judges Total Program Component Score (factored)														15.15	
Deductions:														0.00	

LEGEND

GOE Grade of Execution x Credit for highlight distribution, base value multiplied by 1.1
 * Invalid element
 < Under-rotated jump